



2021-2022 IUPUI BASKETBALL GAME NOTES

IUPUI

SCHEDULE/RESULTS (2-20, 0-11 HORIZON)

Date	Opponent	Result/Time
Nov. 3	# Anderson (ESPN+)	W, 74-60
Nov. 9	at Butler (FS1 Whiparound)	L, 47-56
Nov. 11	at Evansville (ESPN3)	L, 40-60
Nov. 15	^ vs. Denver	L, 47-63
Nov. 16	^ vs. Texas A&M-CC	L, 59-65
Nov. 17	^ at UTSA	L, 57-60
Nov. 23	Spalding Univ. (ESPN+)	W, 61-41
Dec. 2	*Detroit Mercy (ESPN+)	L, 45-69
Dec. 4	*Oakland (ESPN+)	L, 45-78
Dec. 10	at Tennessee State (ESPN+)	L, 44-70
Dec. 16	Chicago State (ESPN+)	L, 55-61
Dec. 21	Morehead State (ESPN+)	L, 52-80
Dec. 30	*Cleveland State (ESPN+)	canceled
Jan. 1	*Purdue Fort Wayne (ESPN+)	canceled
Jan. 6	*at Northern Kentucky (ESPN+)	canceled
Jan. 8	*at Wright State (ESPN+)	L, 58-72
Jan. 10	*UIC (ESPN+)	L, 65-67
Jan. 13	*at Green Bay (ESPN+)	L, 54-69
Jan. 15	*at Milwaukee (ESPN+)	L, 54-89
Jan. 18	at #19/18 Ohio State (BTN)	L, 37-83
Jan. 20	*Wright State (ESPN+)	L, 45-73
Jan. 22	*Northern Ky. (ESPN+)	L, 41-60
Jan. 24	Brescia	canceled
Jan. 27	*at Oakland (ESPN+)	canceled
Jan. 29	*at Detroit Mercy (ESPN+)	canceled
Jan. 31	East-West Univ.	W, 75-59
Feb. 3	*Youngstown State (ESPN+)	L, 55-61
Feb. 5	*Robert Morris (ESPN+)	L, 49-66
Feb. 10	*at Purdue Fort Wayne (ESPN+)	L, 57-72
Feb. 12	*at Cleveland State (ESPN+)	L, 45-83
Feb. 14	*at UIC (ESPN+)	8:00 pm
Feb. 17	*at Robert Morris (ESPN+)	7:00 pm
Feb. 19	*at Youngstown State (ESPN+)	2:00 pm
Feb. 24	*Milwaukee (ESPN+)	8:00 pm
Feb. 26	*Green Bay (ESPN+)	4:45 pm
Mar. 1	& HL Tourney - 1st Round	tba
Mar. 3	& HL Tourney - Quarterfinals	tba
Mar. 7	& HL Tourney - Semifinals	tba
Mar. 8	& HL Tourney - Championship	tba

home games listed in **bold**
 * denotes Horizon League games
 ^ 210 San Antonio Shootout (San Antonio, Texas)
 & denotes Horizon League Tournament games
 (quarterfinals on campus sites / semis and finals in Indy)

MEDIA COVERAGE

TV: ESPN+
Video Stream: ESPN+
Live Stats: IUPUIJags.com
Twitter: @IUPUIJaguars / @IUPUIMensBball

MBB CONTACT

Ed Holdaway - IUPUI Assistant AD
Email: eholdawa@iupui.edu
Twitter: @EdHoldaway
Cell: 317-908-2645

'03 NCAA TOURNAMENT, 2010 CBI, 2019 CIT

IUPUI (2-21, 0-12 HL) at UIC (9-14, 5-9 HL)

February 14, 2022 - 7:00 p.m. Central | Chicago, Ill. | Credit Union 1 Arena (8,000)

STAT BREAKDOWN

NET	KenPom	RPI	BPI	NET	KenPom	RPI	BPI
358	358	358	358	283	289	273	269
51.6							70.6
67.7							72.9
-16.1							-2.3
.376							.437
.438							.467
31.7 (-1.4)							32.8 (-3.0)
.276							.318
.360							.357
.661							.704
10.3							15.1
17.0 (-3.9)							12.0 (+0.5)

SERIES BREAKDOWN

Overall:	3-10
Crenshaw vs. UIC:	0-1
at UIC:	2-5
at IUPUI:	1-5
neutral:	0-0
Last Meeting:	Jan. 10, 2022 in Indy
Outcome:	UIC 67, IUPUI 65
Streak:	UIC has won 1

Opponent Stat Leaders

Points:	Damaria Franklin (18.1 ppg)
Rebounds:	Damaria Franklin (7.1 rpg)
Assists:	Kevin Johnson (5.0 apg)
Threes Made:	Kevin Johnson (39)
Blocked Shots:	Michael Diggins (23)
Steals:	Franklin/Johnson (28)
Minutes Played:	Kevin Johnson (35.3 mpg)

THE JAGUARS

PROBABLE STARTERS (based on last game)

No.	Name	Yr.	Pos.	Ht.	Hometown	PPG	RPG	APG	FG%	3FG%	FT%
00	B.J. Maxwell	Gr.	G/F	6-5	Austin, Texas	12.3	4.9	1.0	.360	.246	.806
4	Bakari LaStrap	So.	G	6-0	Houston, Texas	7.9	2.0	2.3	.394	.308	.643
5	Nathan McClure	Jr.	G	6-4	Houston, Texas	5.2	4.8	1.2	.376	.286	.765
10	Mike DePersia	Jr.	G	5-11	Cherry Hill, N.J.	5.4	2.9	3.1	.381	.400	.708
23	Chuks Isitua	Fr.	F/C	6-11	Lagos, Nigeria	4.5	3.5	0.2	.519	---	.538

OFF THE BENCH

25	Boston Stanton III	Fr.	G	6-5	Denver, Colo.	4.4	2.2	1.1	.252	.254	.647
----	--------------------	-----	---	-----	---------------	-----	-----	-----	------	------	------

QUICK HITTERS

- Tonight marks the 14th all-time meeting between IUPUI and UIC on the hardwood. The Jags are just 3-10 all-time against the Flames and 2-5 in the seven games in Chicago.
- Graduate transfer **B.J. Maxwell** tallied his 1,000th collegiate point last Thursday night (Feb. 10) as part of his team-high 19-point effort. Maxwell has 1,028 career points, spanning four schools at the Division I and Division II levels. Maxwell had 385 points at Abilene Christian, 2 at Detroit Mercy, 371 at St. Edward's University and has 270 this season at IUPUI.
- Over his past five games, Maxwell is averaging 17.4 points and 6.8 rebounds per game.
- In his past four games, all as a starter, freshman Chuks Isitua is averaging 7.5 points, 7.8 rebounds and 1.5 blocked shots per game.
- IUPUI has used 11 different players this season and amazingly, all 11 have scored in double-digits at least once this season. **B.J. Maxwell** has a team-high 12 double-digit scoring games this season and **Bakari LaStrap** has done so nine times. **Mike DePersia** was the last of the 11 Jaguars to score in double-digits this season, doing so against Northern Kentucky on Jan. 22.
- Only two Jaguars have played all 23 games this season - **Bakari LaStrap** and **Chuks Isitua**. Every other IUPUI player has missed at least one game this season due to injury or COVID protocols. IUPUI has had just six players in uniform in each of its past six games and likely will have just six in uniform going forward as five different players have suffered season ending injuries.
- Maxwell leads IUPUI in scoring (12.3 ppg), rebounding (4.9 rpg), minutes played (32.5 mpg), free throw percentage (80.6%), free throws (50) and threes made (28) and second on the squad in steals (19). Maxwell has led IUPUI in scoring 12 times this year and has tallied 20-or-more in a game twice.
- The IUPUI basketball team had a 3.23 grade point average for the fall with 10 of the 14 team members notching a 3.0 or better. **Nathan McClure** had a perfect 4.0 in the fall and Stanton had a 3.95 mark. As a team, the Jaguars currently have a cumulative 3.37 team GPA.

2021-2022 ROSTER

NUMERIC ROSTER

#	Name	Pos.	Ht.	Wt.	Yr.	Hometown/High School (Previous)
00	B.J. Maxwell	G/F	6-5	200	Gr.	Austin, Texas/LBJ (St. Edward's (Tex.) Univ.)
1	KJ Pruitt	G	6-4	203	Fr.	Lewisville, Texas/Sunrise Christian Academy
2	Bobby Harvey	G	6-3	200	Sr.	Chicago, Ill./Hillcrest (Wabash Valley (Ill.) College)
4	Bakari LaStrap	G	6-0	170	So.	Houston, Texas/The Woodlands Christian Academy
5	Nathan McClure	G	6-4	175	Jr.	Houston, Texas/Concordia Lutheran (State Fair (Mo.) C.C.)
10	Mike DePersia	G	5-11	175	Jr.	Cherry Hill, N.J./Haddonfield Memorial
11	Kaleb Edwards	G	6-3	175	Fr.	Fishers, Ind./Guerin Catholic
15	Zach Gunn	F	6-6	210	Gr.	Fishers, Ind./Hamilton Southeastern (Ball State)
20	Derek Petersen	G	6-2	175	Fr.	Greenwood, Ind./Greenwood Christian (Hope College)
23	Chuks Isitua	F/C	6-11	220	Fr.	Lagos, Nigeria/Jack Yates (Tex.)
24	Jonah Carrasco	F	6-9	220	Sr.	Wichita, Kan./Wichita North (Otero (Colo.) J.C.)
25	Boston Stanton III	G	6-5	190	Fr.	Denver, Colo./Denver East
33	Dimitar Pandev	F	6-10	225	Sr.	Strumica, Macedonia/The Skill Factory (Ga.) (Clarendon College)

Head Coach: Matt Crenshaw (1st season as HC - IUPUI, '04; 13th season at IUPUI)

Assistant Coach: Antwain Banks (1st season - IU Southeast, '04)

Assistant Coach: Tommy Strine (1st season - IPFW, '14)

Assistant Coach: Roy Hairston (3rd season - Purdue, '97)

Director of Operations: Aaron Evans (3rd season - Marian, '14)

ROSTER BREAKDOWNS

BY CLASS-

Freshmen: 5

Juniors: 2

Grads: 2

Sophomores: 1

Seniors: 4

BY PRIMARY POSITION-

Guards: 10

Centers: 0

Forwards: 4

BY HOME STATE/COUNTRY-

Texas: 4

Indiana: 3

Illinois/Alabama/Colorado/Kansas/

New Jersey/Macedonia/Nigeria: 1

PRONUNCIATION GUIDE

Jonah **CARRASCO** (cu-h-RASS-ko)

CHUKS (CHOOKS) **ISITUA** (ee-see-TOO-uh)

DMITAR (DIM-ee-tar) **PANDEV** (PAN-dev)

AZARIAH (AZ-uh-rye-uh) **SEAY** (SAY)

RADIO / TV ROSTER




#00 - B.J. MAXWELL

6-5 // Gr. // G/F

Austin, Texas

Public Relations MA




#1 - KJ PRUITT

6-4 // Fr. // G

Lewisville, Texas

Sports Management



#2 - BOBBY HARVEY

6-3 // Sr. // G

Chicago, Ill.

General Studies




#4 - BAKARI LaSTRAP

6-0 // Soph. // G

Houston, Texas

Business




#5 - NATHAN McCLURE

6-4 // Jr. // G

Houston, Texas

General Studies



#10 - MIKE DePERSIA

5-11 // Jr. // G

Cherry Hill, N.J.

Finance




#11 - KALEB EDWARDS

6-3 // Fr. // G

Fishers, Ind.

Business



#15 - ZACH GUNN

6-6 // Gr. // F

Fishers, Ind.

Organizational Leadership MS



#20 - DEREK PETERSEN

6-2 // R-Fr. // G

Greenwood, Ind.

Computer Engineering



#23 - CHUKS ISITUA

6-11 // Fr. // F/C

Lagos, Nigeria

OLS



#24 - JONAH CARRASCO

6-9 // Sr. // F

Wichita, Kan.

General Studies



#25 - BOSTON STANTON III

6-5 // Fr. // G

Denver, Colo.

Psychology



#33 - DIMITAR PANDEV

6-10 // Sr. // F

Strumica, Macedonia

General Studies



MATT CRENSHAW

Head Coach

13th season at IUPUI

1st season as HC



ANTWAIN BANKS

Assistant Coach

1st season



TOMMY STRINE

Assistant Coach

1st season



ROY HAIRSTON

Assistant Coach

3rd season

POLLS

Associated Press		COACHES	
Week 14 - Feb. 6		Week 14 - Feb. 6	
Rank	Team (1st)	Rank	Team (1st)
1.	Auburn (48)	1.	Gonzaga (18)
2.	Gonzaga (13)	2.	Auburn (14)
3.	Purdue	3.	Purdue
4.	Arizona	4.	Kentucky
5.	Kentucky	5.	Arizona
6.	Houston	6.	Duke
7.	Duke	7.	Houston
8.	Kansas	8.	Kansas
9.	Texas Tech	9.	Texas Tech
10.	Baylor	10.	Baylor
11.	Providence	11.	Providence
12.	UCLA	12.	UCLA
13.	Illinois	13.	Illinois
14.	Wisconsin	14.	Wisconsin
15.	Villanova	15.	Villanova
16.	Ohio State	16.	Ohio State
17.	Michigan State	17.	Michigan State
18.	Marquette	18.	Tennessee
19.	Tennessee	19.	Marquette
20.	Texas	20.	Texas
21.	USC	21.	USC
22.	Saint Mary's	22.	Saint Mary's
23.	Murray State	23.	UConn
24.	UConn	24.	Murray State
25.	Xavier	25.	Wake Forest

MID-MAJOR TOP 25

February 6					
Rk	Team (1st)	Record	Pts.	Prev.	Conf.
1	Gonzaga (31)	19-2	775	1	West Coast
2	Murray State	22-2	723	3	Ohio Valley
3	Saint Mary's	20-2	696	4	West Coast
4	Loyola Chicago	18-4	654	6	Missouri Valley
5	Iona	19-4	627	2	Metro Atlantic
6	South Dakota State	21-4	591	7	Summit
7	Ohio	19-3	530	9	Mid-American
8	Chattanooga	19-5	521	5	Southern
9	Toledo	18-5	495	8	Mid-American
10	San Francisco	19-5	467	14	West Coast
11	Vermont	18-4	435	11	America East
12	New Mexico State	19-3	430	13	Western Athletic
13	Cleveland State	16-5	379	18	Horizon
14	Wagner	16-2	368	16	Northeast
15	BYU	17-8	324	10	West Coast
16	Oakland	16-7	266	12	Horizon
17	Belmont	19-5	244	19	Ohio Valley
18	Drake	17-7	200	15	Missouri Valley
19	Morehead State	19-6	193	24	Ohio Valley
20	Missouri State	17-8	164	17	Missouri Valley
21	Montana State	17-5	128	NR	Big Sky
22	Weber State	18-6	111	20	Big Sky
23	UNCW	16-6	95	22	Colonial
24	Santa Clara	16-8	90	NR	West Coast
25	Longwood	17-5	85	NR	Big South

HORIZON LEAGUE PRESEASON POLLS

Pl.	School (1st-place) - Votes
1.	Cleveland State (30) - 502
2.	Wright State (9) - 463
3.	Northern Kentucky (1) - 406
4.	Milwaukee (2) - 396
5.	Detroit Mercy (2) - 350
6.	Oakland - 340
7.	Youngstown State - 214
8.	UIC - 204
9.	Purdue Fort Wayne - 169
10.	Robert Morris - 157
11.	Green Bay - 146
12.	IUPUI - 85

Preseason POTY: Antoine Davis, Detroit Mercy
First Team (alphabetical order by school)

Torrey Patton, Cleveland State
 Antoine Davis, Detroit Mercy
 Patrick Baldwin Jr., Milwaukee
 Jalen Moore, Oakland
 Grant Basile, Wright State

Second Team (alphabetical order by school)

DeAndre Gholston, Milwaukee
 Trevon Faulkner, Northern Kentucky
 Marques Warrick, Northern Kentucky
 Jarred Godfrey, Purdue Fort Wayne
 Tanner Holden, Wright State

HORIZON LEAGUE

HORIZON LEAGUE STANDINGS		
<i>through games on Feb. 13</i>		
Team	Overall (Pct.)	HL (Pct.)
Cleveland State	17-6 (.739)	13-3 (.812)
Oakland.....	18-8 (.692)	11-4 (.733)
Northern Kentucky	15-10 (.600)	11-5 (.688)
Wright State	15-12 (.556)	12-6 (.667)
Purdue Fort Wayne.....	15-10 (.600)	10-6 (.625)
Youngstown State	16-11 (.593)	10-7 (.588)
Detroit Mercy.....	10-13 (.435)	7-6 (.538)
Milwaukee.....	9-18 (.333)	7-11 (.389)
UIC	9-14 (.391)	5-9 (.357)
Robert Morris	7-19 (.269)	5-12 (.294)
Green Bay	4-21 (.160)	3-13 (.188)
IUPUI.....	2-21 (.087)	0-12 (.000)

HORIZON LEAGUE SCHEDULE

Date	Game	Time
2/14	Cleveland St. at Purdue Fort Wayne	7pm
	IUPUI at UIC	8pm
2/17	UIC at Youngstown St.	7pm
	IUPUI at Robert Morris	7pm
2/18	Northern Kentucky at Detroit Mercy	7pm
	Purdue Fort Wayne at Green Bay	8pm
	Cleveland St. at Milwaukee	8pm
	Wright St. at Oakland	9pm
2/19	IUPUI at Youngstown St.	2pm
	UIC at Robert Morris	7pm
2/20	Wright St. at Detroit Mercy	1pm
	Purdue Fort Wayne at Milwaukee	2pm
	Northern Kentucky at Oakland	3pm
	Cleveland St. at Green Bay	3pm
2/24	Cleveland St. at Detroit Mercy	7pm
	Robert Morris at Northern Ky.	7pm
	Purdue Fort Wayne at Oakland	7pm
	Youngstown St. at Wright St.	7pm
	Green Bay at UIC	8pm
	Milwaukee at IUPUI	8pm
2/26	Purdue Fort Wayne at Detroit Mercy	1pm
	Cleveland St. at Oakland	3pm
	Green Bay at IUPUI	4:45pm
	Youngstown St. at Northern Ky.	7pm
	Robert Morris at Wright St.	7pm
	Milwaukee at UIC	8pm

IUPUI IN HORIZON LEAGUE STATS		
<i>through games on Feb. 13 [denotes NCAA ranking]</i>		
Category	HL [Nat Rk.]	Stat
Scoring	12th.....	51.61 ppg
Scoring Defense.....	2nd	67.70 ppg
Scoring Margin.....	12th.....	-16.09 ppg
Free Throw %	11th	66.1%
Field Goal %.....	12th.....	37.6%
Field Goal % Def.	6th	43.8%
3Pt Field Goal %	12th.....	27.6%
3Pt Field Goal % Def	12th.....	36.0%
Rebounding Offense	10th.....	31.70 rpg
Rebounding Defense.....	4th	33.09 rpg
Rebounding Margin	9th	-1.39 rpg
Blocked Shots	8th	2.57 bpg
Assists	12th.....	10.26 apg
Steals	9th	5.30 spg
Turnover Margin.....	12th.....	-3.87 to/g
Turnovers.....	12th.....	17.00 to/g
Assist/TO Ratio.....	12th.....	0.60 a/to
Offensive Rebounds.....	4th	10.39 rpg
Defensive Rebounds.....	11th	21.30 rpg
Offensive Reb. Pct.	4th	31.2%
Defensive Reb. Pct.....	11th	67.7%
3FG Made	12th.....	5.04/game

Category	Rank	Stat
Assists		
Mike DePersia	13th	3.06 apg
Blocked Shots		
Jonah Carrasco	6th	1.11 bpg
Chuks Isitua	t-15th	0.61 bpg
Assist-to-Turnover Ratio		
Mike DePersia	1st	2.62 a/to
Minutes Played		
B.J. Maxwell	12th	32.48 mpg

FANTASTIC VOYAGE

IUPUI is amidst a five-game road stretch between Feb. 10-19 as the team will log 1,612 miles and more than 26 hours on the bus. During this stretch, IUPUI will play road games at Purdue Fort Wayne (Feb. 10), Cleveland State (Feb. 12), UIC (Feb. 14), Robert Morris (Feb. 17) and Youngstown State (Feb. 19).

The Jaguars will spend roughly 30 hours at home in Indy following tonight's game before trekking 350-plus miles east to Moon Township, Pa., for the Feb. 17 game at Robert Morris.

SIX STRONG

IUPUI has played its past six games with just six in uniform as injuries have ravaged the roster. It began in the preseason when Zach Gunn was lost to a season ending injury and four others (Jonah Carrasco, Bobby Harvey, KJ Pruitt and recently departed Azariah Seay) have since been lost for the season. Carrasco became the most recent to be bit-ten by the injury bug, suffering a season-ender against East-West on Jan. 31. In addition, senior Dimitar Pandev is no longer on campus after having returned to Macedonia at the start of the spring semester.

Lastly, two freshmen (Kaleb Edwards and Derek Petersen) won't suit up this season as redshirts, leaving head coach Matt Crenshaw with just six in uniform.

GET DEFENSIVE

Through a combination of pace and production, IUPUI is second in the Horizon League in scoring defense, allowing 67.7 points per game.

CSU TIDBITS

IUPUI shot a season-low 27.3 percent at Cleveland State on Saturday, connecting on just 15-of-55 field goal attempts... the Jaguars did grab a season-high 18 offensive boards, but converted those into just 11 second chance points... both B.J. Maxwell (17 pts, 11 reb) and Chuks Isitua (12 pts, 10 reb) had double-doubles at CSU with Maxwell registering his third of the year and Isitua getting the first of his career.

JERSEY MIKE DELIVERS

Junior Mike DePersia currently leads the Horizon League (22nd nationally) with a 2.62 assist-to-turnover ratio, having delivered 55 assists against just 21 miscues. He recently moved into the top-15 in the league in assists at 3.06/game and had a season-high six assists and no turnovers against Robert Morris last Saturday (Feb. 5). Included in those six assists was the 200th dime of his collegiate career.

He's only had more turnovers than assists in a game once this year and just eight times in his 68 career games played.

Last season he ranked No. 3 in the country with a 3.74 assist-to-turnover ratio, delivering 71 assists against just 19 miscues. In league play, he upped that figure to 4.13. His 3.74 mark last season easily eclipsed the previous IUPUI single-season mark, which was 3.30 set by Taj Hawkins back in 2001-02.

DePersia tied IUPUI's single-game record with 14 assists in a game in a Feb. 12 win over UIC, doing so without committing a turnover. He had a six-game span where he didn't turn the ball over once, dishing out 31 assists during that span.

His current 2.57 career assist-to-turnover ratio (211 assists / 82 turnovers) is in line to set a new IUPUI career records. The current IUPUI career record in the category is 2.16 as Brady Adkins had 261 assists against just 121 turnovers from 1994-1996.

CLOSE, BUT NO CIGAR

IUPUI put up a strong showing, but ultimately fell short against Youngstown State at home on Feb. 3, 61-55. IUPUI was behind 28-16 with 4:43 left in the opening half, but used an 18-2 run spanning the two halves to take a 34-30 lead with 16:41 left. YSU fired back with a 7-0 run and never relinquished the lead over the final 13 minutes.

It was a two possession game for much of the final 10 minutes, but IUPUI was unable to get over the hump. B.J. Maxwell (career-high 22 pts) and Bakari LaStrap (15 pts, 7 reb) led the way as IUPUI shot 46 percent from the floor and outrebounded the Penguins by a 34-29 margin. However, IUPUI committed 17 turnovers and saw the guests outscore them by a 16-2 margin in points off turnovers.

JONAH TIES THE BLOCK MARK

Not only did Jonah Carrasco register his first career double-double against East-West on Monday (Jan. 31) with 13 points and 10 boards, he also tied the IUPUI single-game record with seven blocked shots.

Coming in, 6-foot-6 John Hester held the single-game record, having swatted seven shots against Indiana Tech on Jan. 21, 1997.

PG PLAY

The past 13 games, sophomore Bakari LaStrap is averaging 10.5 points and 2.7 assists per game.

Fellow point guard junior Mike DePersia is rounding back into form after suffering an injury earlier this season. The past nine games (eight starts), DePersia has played 34.6 minutes per game while averaging 7.1 points, 3.8 rebounds and 3.6 assists per game while turning it over just 13 times total. During that same eight-game span, he's shooting 10-of-24 (41.7 percent) from three-point range.

THIN BENCH

IUPUI's bench was averaging nearly 20 points per game for the bulk of the season before injuries beset the roster. IUPUI got at least 10 bench points in each of the first 17 games of the season, but recently put up a gooseegg at Cleveland State.

For the season, IUPUI reserves are averaging 15.7 points per game.

CRAFTY VETERAN

Maxwell is an interesting case study in today's new world of college basketball as he's entering his seventh year of college this season. After redshirting his opening season (2015-16) at Abilene Christian, he played three full seasons at ACU before transferring out for a fifth season. He played just two games at Detroit Mercy in 2019-20 before suffering a season ending injury and receiving another season of eligibility. He spent all of last season at Saint Edward's University in Austin, Texas, where he averaged 18.6 points and 5.3 boards per game while earning NABC Second Team All-District honors.

After all NCAA student-athletes were granted an additional year of eligibility due to COVID-19 issues, Maxwell opted to join the IUPUI program for a seventh season of

UNIVERSITY QUICK FACTS

Location	Indianapolis, Ind.
Founded	1969
Nickname	Jaguars
Colors	Red, gold & black
Enrollment	30,000
Affiliation	NCAA Division I
Conference	The Horizon League
Home Facility (Cap.)	Indiana Farmers Coliseum (6,800)
Chancellor	Dr. Nasser Paydar
Athletics Director	Dr. Roderick Perry
Website	www.IUPUIJags.com
Twitter	@IUPUIJaguars
Athletics Phone	(317) 278-5247
Mailing Address	1000 Waterway Blvd. Indianapolis, IN 46202

BASKETBALL HISTORY

First Yr. of basketball	1972
Seasons of basketball	51st
Seasons of Division I basketball	24th
Season I (1998-pres.) Record	290-337 (.463)
NCAA Appearances	1
Last NCAA Appearance	2003
Last Postseason Appearance	2019 (CIT - First Round)

UNIVERSITY NOTES

ABOUT THE UNIVERSITY

IUPUI is a public research university located in downtown Indianapolis that is the result of a merger of the Purdue Indianapolis Extension Center (1946) and Indiana University Indianapolis (1916). The merger was completed in 1969 and athletics began in 1972.

The university offers more than 200 degree programs and boasts an enrollment over 30,000 (22,000 undergrad and 8,000 postgrad). The university also boasts an endowment of more than \$850 million.

The university is ranked among the Top 200 "National Universities" and ranked 7th for "Up and Coming Schools." U.S. News has ranked IUPUI among the nation's elite for 13 straight years.

All total, the campus covers 509 acres and is located along Indy's Cultural Trail.

IUPUI includes the nation's largest nursing school, the second largest medical school in the country, the only dental school in the state, and the country's oldest school of physical education. IUPUI is among the top 20 campuses in the nation for graduate professional degrees conferred

ATHLETIC PROWESS

IUPUI was a primary beneficiary of the 1987 Pan-American Games in Indianapolis and continues to boast some world renowned facilities.

The IU Natatorium is located on the IUPUI campus and is among the best swimming & diving facilities in the world. It has hosted the U.S. Olympic Team Trials four different times and 12 NCAA National Championship meets. In addition, the 2017 World Juniors were held at IUPUI and 16 world records have been set in the Natatorium water.

Adjacent west is the Michael A. Carroll Track & Soccer Stadium which has hosted several USA Outdoor Track & Field Championships and NCAA Championships, along with the 1988 US Olympic Trials. Florence Griffith-Joyner set the 100m world record of 10.49 on the track.

In basketball circles, IUPUI is best known as the long-time host of the Nike All-American Camp, which was held on campus for two decades. The nation's top prep players and coaches from every level converged on campus for two weeks each summer in what was considered the elite college recruiting event of the year. Alumni included LeBron James, Chris Webber, Allen Iverson, Kevin Garnett, Jason Kidd and Paul Pierce, among many others.

GEORGE HILL

IUPUI's best known basketball alum is current NBAer George Hill, who is in his 14th year in the league this season. Hill was originally drafted by the San Antonio Spurs (1st rd., 26th overall) in 2008.

He's played for the Spurs (2008-11), Indiana Pacers (2011-16), Utah Jazz (2016-17), Sacramento Kings (2017-18), Cleveland Cavaliers (2018), Milwaukee Bucks (2018-20), Oklahoma City Thunder (2020) and Philadelphia 76ers (2021) before returning to Milwaukee this season. He's played in 825 regular season games, making nearly 500 career starts and averaging 11.0 points and 3.2 assists per game in his NBA career. He led the league in three-point percentage 2019-20 at 46 percent and is a career 38.4 percent shooter.

Entering this season, he's played in 139 career playoff games, starting 91 times and averaging 11.4 points per game.

schooling. He enters this season having played 94 collegiate basketball games and having scored 758 points across both NCAA Division I and II levels.

A GRAND NIGHT

Maxwell's journey has spanned four schools in three different states at both the Division I and Division II levels, but through it all, he's pumped in more than 1,000 collegiate points. Maxwell has 1,028 collegiate points entering play - 385 at Abilene Christian, 2 at Detroit Mercy, 371 at St. Edward's University and 270 this season at IUPUI.

OFFENSE IS OFFENSIVE

IUPUI is currently last in the nation in scoring offense (51.9 ppg) and 346th of 350 teams in turnovers per game (16.7 to/gm). IUPUI's shooting has been ugly as well as the Jags are 347th nationally at 38.1 percent from the field.

The Jags have topped 60 points just three times this season.

TAKING ADVANTAGE

The category that has been the most damaging to the Jaguars this season may very well be points off turnovers. While IUPUI turns it over 3.9 times more than their opponents this year, it's the conversion rate that's more alarming.

IUPUI opponents are scoring 20.9 points per game in points off turnovers while the Jags are scoring just 10.3 points per game off turnovers - a difference of 10.6 points per game.

EXPERIENCE MATTERS

Despite having eight players classified as upperclassmen, the IUPUI roster entered this season without a ton of actual Division I experience. Mike DePersia (1,241 career minutes) and B.J. Maxwell (1,156 minutes between ACU and Detroit Mercy) are the only two to have played at least 1,000 career minutes. A third, Zach Gunn, was closing in on the number having played 920 minutes in three seasons at Ball State, but will miss the entire season due to a preseason injury.

Six others in the IUPUI rotation entered this season having played fewer than 400 career minutes in Nathan McClure (388), Azariah Seay (376 between IUPUI and Alabama State), Bobby Harvey (255), Bakari LaStrap (234), Dimitar Pandev (62) and Jonah Carrasco (49).

FRESH STARTERS

Rarely have freshmen cracked IUPUI's starting five in the program's Division I era. It's super rare to have multiple freshmen starting, but that's the case for the Jags as prior to injury, both KJ Pruitt and Boston Stanton III were routinely among the first five. Here's a look at other freshmen who have started more than half of the team's games in a given season in the D1 era.

Aaron Brennan - 2014-15 (started 24 of 31 games)
Lyonell Gaines - 2011-12 (started 27 of 32 games)
Alex Young - 2008-09 (started 21 of 30 games)
George Hill - 2004-05 (started 21 of 29 games)

Only one other time in the program's Division I era have the Jags had two freshmen as primary starters as Brennan and D.J. McCall were consistent starters in the 2014-2015 campaign.

HOOSIER TIES

For the first time in program history, IUPUI opened the season with a starting five that didn't include an Indiana-native. In program history, 73 percent of the players have come from the state of Indiana and IUPUI has never started a game in the Division I era (1998-present) without having at least one Indiana-native included.

In fact, it's unlikely that IUPUI gets any contributions from any Indiana-natives this year as Zach Gunn will miss the season due to injury and non-scholarship freshmen Kaleb Edwards and Derek Petersen are expected to redshirt.

LONESTARS

IUPUI had never had a Texas-native in the program prior to 2019 when Taveion White joined the program. Fast forward to 2021-2022 and IUPUI has four Texas-natives (B.J. Maxwell, KJ Pruitt, Bakari LaStrap and Nathan McClure) on the team and a fifth who played high school in Texas in Chuks Isitua.

IUPUI signed another Texas-product for next season as well as 6-foot-3 guard Daylan Hamilton, who currently plays at Triton College, hails from Houston.

DEPARTED

IUPUI returns just 32.5 percent of its scoring from a season ago as the trio of Marcus Burk (21.7 ppg, 45 3's), Jaylen Minnett (16.4 ppg, 41 3's) and Elyjah Goss (11.1 ppg, 11.6 rpg) are all playing elsewhere this season.

Burk inked a deal with the G League Grand Rapids Gold (affiliate of the Denver Nuggets), Goss is playing professionally in Sweden and Minnett opted to play a graduate season at Missouri State.

Burk finished his two-year IUPUI career ranked No. 22 on the program's all-time scoring list with 1,072 points and Minnett finished No. 9 on the program's all-time scoring list with 1,403 career points and as the program's all-time leader in threes made (285). Goss closed his career as the program's all-time leader in rebounds (880) and a D1 record 25 double-doubles.

FRESH FACES

Hired in April, head coach Matt Crenshaw had to build out his roster for this season in short order. He added five scholarship additions in graduate transfers Zach Gunn (Ball State) and B.J. Maxwell (St. Edward's University) and three freshmen in Chuks Isitua, KJ Pruitt and Boston Stanton III.

Gunn, who will miss the season due to an injury suffered in the preseason, played in 69 games and averaged 4.7 points per game during his four-year Ball State career. Maxwell, who played last season at Division II SEU in Austin, Texas, was the Lone Star Conference (LSC) Newcomer of the Year after averaging 18.6 points, 5.3 rebounds and 2.3 assists per game last season.

Isitua, a 6-foot-11 forward/center, was considered among the top recruits from the state of Texas and was named to the 2021 All-VYPE Houston Boys Public School Basketball Team.

Pruitt, a 6-foot-4 guard, was originally in the Class of 2020 before attending Sunrise Christian Academy last season and reclassifying to the 2021 class. He averaged 14.5 points, 6.0 rebounds and 4.5 assists per game as a senior at Lewisville (Texas) High School before suffering an injury in the season's final game.

Stanton III, the final addition to the program, is a 6-foot-5 guard from Denver East (Colo.) High School. He averaged 21.0 points, 5.6 rebounds and 2.7 assists per game as a junior, but had his senior year derailed by an injury and averaged just 14.2 points, 3.8 rebounds and 2.2 steals per game in five games.

SMALL WONDERS

IUPUI will most likely be undersized in each and every game this season as the average height on the IUPUI roster is just 6' 4 3/4" this season. The IUPUI roster boasts just three players taller than 6-foot-9 in Isitua (6-11), Pandev (6-10) and Carrasco (6-9).

Pandev played just 60 minutes last season before missing the final two months due to injury and Carrasco played just 50 minutes last season.

Given the lack of size, it's likely that Crenshaw will deploy a number of four guard and five guard combinations this season.

AROUND THE DEPARTMENT

NEW SOCCER COACH

The IUPUI Athletics Department recently named Sid van Druenen as the program's next head men's soccer coach. van Druenen comes to IUPUI from Wright State where he assisted the Raiders program since 2017.

A native of the Netherlands, van Druenen has professional playing and coaching experience before later joining the collegiate coaching ranks. He helped Wright State to a Horizon League regular season title in 2018 and an NCAA Tournament appearance in 2019, followed by a first round win over Notre Dame in the tournament.

MAKING THE GRADE

The IUPUI Athletics Department recorded an impressive 3.43 grade point average during the fall semester as head coach Jason Suscha's women's tennis team topped the department with a 3.82 mark. The softball team had a 3.68 team GPA and the men's tennis team posted a 3.64 effort.

WOMEN'S HOOPS ROLLIN'

Head coach Austin Parkinson's women's team is rolling along, having won 12 straight games and improving to 17-5 on the season. The Jags boast an earlier win at No. 15 Iowa this season and recently moved up to No. 9 in the most recent Mid-Major Top 25.

Led by three-time Horizon League Player of the Year Macee Williams, the Jaguars are now 14-3 in Horizon League play with two of the losses coming via forfeit due to the league's COVID policies.

BASKETBALL CENTRAL

A year after helping host the entire NCAA Men's Basketball Tournament in the Circle City, IUPUI will be slightly less busy this March. That said, IUPUI will serve as an institutional co-host for First and Second Round games this March inside Gainbridge Fieldhouse in downtown Indianapolis.

Also, the Horizon League Tournament will be held inside Indiana Farmers Coliseum for a third straight year in 2022.



2020-2021 MISCELLANEOUS STATISTICS

IUPUI'S RECORD WHEN...

	'21-22 Overall	'21-22 HL Crenshaw	Under
Home:	2-9	0-7	2-9
Away:	0-10	0-5	0-10
Neutral:	0-2	0-0	0-2
Overtime:	0-0	0-0	0-0
Lead @ Halftime:	2-1	0-0	2-1
Trail @ Halftime:	0-19	0-12	0-19
Tied @ Halftime:	0-1	0-0	0-1
Leading w/ 5:00 left:	2-1	0-0	2-1
Trailing w/ 5:00 left:	0-19	0-11	0-19
Tied w/ 5:00 left:	0-1	0-1	0-1
Shooting 50% or better:	0-1	0-1	0-1
Shooting 40-50%:	2-3	0-2	2-3
Shooting less than 40%:	0-17	0-9	0-17
Opp. shoots 50% or better:	0-3	0-2	0-3
Opp. shoots 40-50%:	0-13	0-9	0-13
Opp. shoots less than 40%:	2-5	0-1	2-5
Shooting better % than opp.	2-5	0-2	2-5
Shooting worse % than opp.	0-16	0-10	0-16
Scoring less than 50:	0-11	0-6	0-11
Score 50-59 pts:	0-9	0-5	0-9
Score 60-69 pts:	1-1	0-1	1-1
Score 70-79 pts:	1-0	0-0	1-0
Score 80-89 pts:	0-0	0-0	0-0
Score 90+ pts:	0-0	0-0	0-0
Opp. scores less than 50:	1-0	0-0	1-0
Opp. scores 50-59 pts:	1-1	0-0	1-1
Opp. scores 60-69 pts:	0-11	0-6	0-11
Opp. scores 70-79 pts:	0-5	0-4	0-5
Opp. scores 80-89 pts:	0-4	0-2	0-4
Opp. scores 90+ pts:	0-0	0-0	0-0
Commit less TO than opp.	0-4	0-2	0-4
Commit more TO than opp.	1-14	0-7	1-14
Commit same TO as opp.	1-3	0-3	1-3
Outrebound opponent:	2-7	0-3	2-7
Outrebounded:	0-13	0-8	0-13
Rebounding is equal:	0-1	0-1	0-1
Bench outscores opp.:	1-5	0-3	1-5
Bench is outscored:	1-16	0-9	1-16
Bench scoring is equal:	0-0	0-0	0-0
Hit more FT than opp.:	2-3	0-2	2-3
Hit less FT than opp.:	0-18	0-10	0-18
Hit same FT as opp.:	0-0	0-0	0-0
Hit more 3's than opp.:	1-4	0-2	1-4
Hit less 3's than opp.:	1-14	0-8	1-14
Hit same 3's as opp.:	0-3	0-2	0-3
Decided by 5 pts or less:	0-2	0-1	0-2
Decided by 6-10 points:	0-4	0-1	0-4
Decided by 10+ points:	2-15	0-10	2-15
In home whites:	0-0	0-0	0-0
In grays:	2-10	0-7	2-10
In road blacks:	0-7	0-3	0-7
In road reds:	0-4	0-2	0-4
7 in double-digits:	0-0	0-0	0-0
6 in double-digits:	0-0	0-0	0-0
5 in double-digits:	1-0	0-0	1-0
4 in double-digits:	0-0	0-0	0-0
3 in double-digits:	0-3	0-2	0-3
2 in double-digits:	0-10	0-6	0-10
1 in double-digits:	1-6	0-3	1-6
0 in double-digits:	0-2	0-1	0-2
On Mondays:	1-3	0-1	1-3
On Tuesdays:	1-3	0-0	1-3
On Wednesdays:	0-1	0-0	0-1
On Thursdays:	0-7	0-5	0-7
On Fridays:	0-1	0-0	0-1
On Saturdays:	0-6	0-6	0-6
On Sundays:	0-0	0-0	0-0
In November:	1-5	0-0	1-5
In December:	0-5	0-2	0-5
In January:	1-7	0-6	1-7
In February:	0-4	0-4	0-4
In March:	0-0	0-0	0-0

CAREER DOUBLE-DIGIT PERFORMANCES/STARTS/DUNKS

Double-Digit Scoring Gms		
Name	Sea	Car
Maxwell	14	14
LaStrap	9	10
DePersia	2	5
McClure	3	4
Harvey	1	3
Carrasco	2	2
Stanton III	2	2
Isitua	2	2
Pandev	1	1
Pruitt	1	1

20+ Point Scoring Games		
Name	Sea	Car
Maxwell	2	2

30+ Point Scoring Games		
Name	Sea	Car

Double-Digit Reb. Games		
Name	Sea	Car
Maxwell	3	3
Isitua	2	2
McClure	2	2
Carrasco	1	1

Double-Doubles		
Name	Sea	Car
Maxwell	3	3
Carrasco	1	1
Isitua	1	1
McClure	1	1

Games Started		
Name	Sea	Car
DePersia	10	38
McClure	20	33
Maxwell	21	21
Stanton III	18	18
Carrasco	16	16
Pruitt	10	10
Isitua	8	8
LaStrap	7	8
Harvey	1	5
Pandev	0	3

Dunks		
Name	Sea	Car
Carrasco	6	7
Isitua	7	7
LaStrap	1	2
Maxwell	2	2
McClure	1	2
Harvey	1	1
Pruitt	1	1

TIMES LEADING THE TEAM IN...

Points		
Name	Sea	Car
Maxwell	13	13
LaStrap	7	7
Harvey	0	1
Pruitt	1	1

Rebounds		
Name	Sea	Car
Maxwell	8	8
McClure	7	7
Isitua	3	3
Pruitt	3	3
DePersia	3	3
Carrasco	1	1
Harvey	1	1
LaStrap	1	1
Pandev	1	1

Assists		
Name	Sea	Car
DePersia	9	28
LaStrap	11	13
McClure	2	3
Pruitt	3	3
Stanton III	3	3
Pandev	2	2
Harvey	1	1
Maxwell	1	1

Steals		
Name	Sea	Car
DePersia	6	18
LaStrap	8	11
McClure	8	9
Pruitt	2	4
Isitua	2	4
Maxwell	4	4
Stanton III	4	4
Carrasco	1	1
Harvey	1	1

Blocked Shots		
Name	Sea	Car
Carrasco	9	11
Isitua	6	6
Maxwell	4	4
McClure	0	6
DePersia	0	2
Pandev	0	2
Pruitt	1	2
Harvey	2	1
Maxwell	1	1
Stanton III	1	1

SPECIALTY STATS

PP = Points in the Paint; POT = Points off Turnover; 2nd = 2nd Chance Points; BP = Bench Points

Opponent	Result	PP	POT	2nd	BP	Largest Lead	Largest Deficit	Lead Chngs	Ties	Time w/ Lead	Time Trailing
at Butler	L, 47-56	22/16	11/7	4/3	20/8	2	15	2	2	4:06	33:56
at Evansville	L, 40-60	24/22	8/16	8/2	13/14	---	22	0	0	0:00	38:33
vs. Denver	L, 47-63	12/20	11/23	13/9	22/24	---	19	0	1	0:00	38:35
vs. TAMUCC	L, 59-65	14/32	14/21	11/13	27/31	6	11	3	1	16:08	21:50
at UTSA	L, 57-60	24/24	13/13	12/14	26/5	10	3	3	1	37:30	0:52
Spalding Univ.	W, 61-41	22/20	20/15	11/3	30/19	26	---	0	0	39:06	0:00
Detroit Mercy	L, 45-69	16/26	15/22	1/6	18/9	---	28	0	0	0:00	39:12
Oakland	L, 45-78	24/28	4/32	9/20	16/19	2	34	2	1	0:56	36:26
at Tennessee St.	L, 44-70	24/26	5/30	8/5	19/32	---	28	0	1	0:00	38:56
Chicago St.	L, 55-61	16/18	22/4	5/5	15/25	4	19	4	1	3:11	34:34
Morehead St.	L, 52-80	24/20	4/26	8/16	24/35	2	32	3	2	2:38	35:47
at Wright St.	L, 58-72	16/36	16/19	8/16	15/6	5	20	2	1	5:41	33:11
UIC	L, 65-67	32/28	13/15	12/10	23/11	8	3	9	7	22:23	10:35
at Green Bay	L, 54-69	12/12	9/17	11/13	18/28	4	16	4	1	5:48	33:22
at Milwaukee	L, 54-89	16/28	4/15	6/16	30/37	---	38	0	1	0:00	39:36
at Ohio State	L, 37-83	14/32	6/31	4/15	20/48	---	46	0	0	0:00	39:08
Wright St.	L, 45-73	26/34	11/25	6/12	21/27	3	34	4	4	3:09	33:59
Northern Ky.	L, 41-60	20/22	11/25	4/10	2/15	---	25	0	1	0:00	36:24
East-West	W, 75-59	42/20	12/19	13/4	2/15	17	---	0	1	38:01	0:00
Youngstown St.	L, 55-61	26/24	2/16	7/2	2/16	4	12	2	4	2:07	32:49
Robert Morris	L, 49-66	22/24	9/8	6/10	10/11	---	17	0	0	0:00	39:39
at Purdue FW	L, 57-72	22/26	14/32	3/19	6/17	1	22	2	1	0:19	39:08
at Cleveland St.	L, 45-83	24/34	8/33	11/14	0/31	0	49	0	0	0:00	39:10
at UIC											
at Robert Morris											
at Youngstown St.											
Milwaukee											
Green Bay											
HL 1st Rd.											
HL 2nd Rd.											
HL Semis											
HL Finals											
Totals		520/596	244/481	198/239	361/499	26	49	42	35	181:03	695:42
Averages		22.6/25.9	10.6/20.9	8.6/10.4	15.7/21.7			1.8	1.5	19.7%	75.6%

of time of time

WIN/LOSS MARGINS

Wins	2													
MARGIN	1	2	3	4	5	6	7	8	9	10	11-15	16-20	21-29	30+
Losses		1	1			3			1		4	3	4	4

2021-2022 IUPUI STATISTICS

Game Records

Record	Overall	Home	Away	Neutral
ALL GAMES	2-21	2-9	0-10	0-2
CONFERENCE	0-12	0-7	0-5	0-0
NON-CONFERENCE	2-9	2-2	0-5	0-2

Score by Periods

Team	1st	2nd	OT	TOT
IUPUI	526	661	0	1187
Opponents	728	829	0	1557

Team Box Score

No.	Player				Total		3-Point		F-Throw		Rebounds											
		GP-GS	MIN	AVG	FG-FGA	FG%	3FG-3FGA	3FG%	FT-FTA	FT%	OFF	DEF	TOT	AVG	PF	DQ	A	TO	BLK	STL	PTS	AVG
00	MAXWELL, B.J.	22-21	714:32	32.5	96-267	.360	28-114	.246	50-62	.806	30	78	108	4.9	66	1	21	35	10	19	270	12.3
4	LASTRAP, Bakari	23-7	548:34	23.9	69-175	.394	8-26	.308	36-56	.643	13	34	47	2.0	45	0	54	79	0	16	182	7.9
12	SEAY, Azariah	17-4	307:13	18.1	43-116	.371	8-43	.186	15-19	.789	18	31	49	2.9	35	1	12	25	1	10	109	6.4
10	DEPERIA, Mike	18-10	489:44	27.2	32-84	.381	16-40	.400	17-24	.708	10	42	52	2.9	33	1	55	21	1	15	97	5.4
5	MCCLURE, Nathan	22-20	634:28	28.8	41-109	.376	20-70	.286	13-17	.765	32	73	105	4.8	53	0	27	38	3	23	115	5.2
1	PRUITT, KJ	10-10	270:12	27.0	19-46	.413	4-14	.286	8-13	.615	8	23	31	3.1	19	0	18	31	4	10	50	5.0
23	ISITUA, Chuks	23-8	420:59	18.3	41-79	.519	0-0	.000	21-39	.538	30	50	80	3.5	59	2	5	32	14	10	103	4.5
24	CARRASCO, Jonah	19-16	367:51	19.4	31-64	.484	0-0	.000	22-44	.500	31	41	72	3.8	44	1	7	23	21	5	84	4.4
25	STANTON III, Boston	22-18	543:49	24.7	34-135	.252	18-71	.254	11-17	.647	4	45	49	2.2	34	0	24	59	3	10	97	4.4
2	HARVEY, Bobby	9-1	172:06	19.1	13-48	.271	10-31	.323	2-3	.667	4	19	23	2.6	18	1	7	7	1	3	38	4.2
33	PANDEV, Dimitar	16-0	130:32	8.2	15-32	.469	4-12	.333	8-13	.615	9	19	28	1.8	10	0	6	10	1	1	42	2.6
Team											50	35	85					31				
Total		23	4600		434-1155	.376	116-421	.276	203-307	.661	239	490	729	31.7	416	7	236	391	59	122	1187	51.6
Opponents		23	4600		522-1193	.438	182-505	.360	331-437	.757	234	527	761	33.1	339	5	285	302	61	175	1557	67.7

Team Statistics

	IUPUI	OPP
Scoring	1187	1557
Points per game	51.6	67.7
Scoring margin	-16.1	-
Field goals-att	434-1155	522-1193
Field goal pct	.376	.438
3 point fg-att	116-421	182-505
3-point FG pct	.276	.360
3-pt FG made per game	5.0	7.9
Free throws-att	203-307	331-437
Free throw pct	.661	.757
F-Throws made per game	8.8	14.4
Rebounds	729	761
Rebounds per game	31.7	33.1
Rebounding margin	-1.4	-
Assists	236	285
Assists per game	10.3	12.4
Turnovers	391	302
Turnovers per game	17.0	13.1
Turnover margin	-3.9	-
Assist/turnover ratio	0.6	0.9
Steals	122	175
Steals per game	5.3	7.6
Blocks	59	61
Blocks per game	2.6	2.7
Winning streak	0	-
Home win streak	0	-
Attendance	7111	33547
Home games-Avg/Game	11-646	10-3355
Neutral site-Avg/Game	-	2-173

Team Results

Date	Opponent	Score	Att.
11/09/2021	at Butler	L 47-56	7134
11/11/2021	at Evansville	L 40-60	3145
11/15/2021	vs Denver	L 47-63	197
11/16/2021	vs A&M-Corpus Christi	L 59-65	148
11/17/2021	at UTSA	L 57-60	678
11/23/2021	Spalding	W 61-41	603
12/02/2021	Detroit Mercy	L 45-69	892
12/04/2021	Oakland	L 45-78	898
12/10/2021	at Tennessee St.	L 44-70	334
12/16/2021	Chicago St.	L 55-61	725
12/21/2021	Morehead St.	L 52-80	728
01/08/2022	at Wright St.	L 58-72	2967
01/10/2022	UIC	L 65-67	613
01/13/2022	at Green Bay	L 54-69	1342
01/15/2022	at Milwaukee	L 54-89	2091
01/18/2022	at Ohio St.	L 37-83	10666
01/20/2022	Wright St.	L 45-73	692
01/22/2022	Northern Ky.	L 41-60	795
01/31/2022	East-West U.	W 75-59	163
02/03/2022	Youngstown St.	L 55-61	420
02/05/2022	Robert Morris	L 49-66	582
02/10/2022	at Purdue Fort Wayne	L 57-72	1188
02/12/2022	at Cleveland St.	L 45-83	4002

2021-2022 IUPUI HORIZON LEAGUE ONLY STATISTICS

Game Records

Record	Overall	Home	Away	Neutral
ALL GAMES	0-12	0-7	0-5	0-0
CONFERENCE	0-12	0-7	0-5	0-0
NON-CONFERENCE	0-0	0-0	0-0	0-0

Score by Periods

Team	1st	2nd	OT	TOT
IUPUI	266	347	0	613
Opponents	415	444	0	859

Team Box Score

No.	Player				Total		3-Point		F-Throw		Rebounds													
		GP-GS	MIN	AVG	FG-FGA	FG%	3FG-3FGA	3FG%	FT-FTA	FT%	OFF	DEF	TOT	AVG	PF	DQ	A	TO	BLK	STL	PTS	AVG		
00	MAXWELL, B.J.	12-11	395:20	32.9	60-154	.390	16-62	.258	23-31	.742	19	41	60	5.0	38	1	14	22	5	12	159	13.3		
4	LASTRAP, Bakari	12-5	316:13	26.4	37-101	.366	6-15	.400	18-28	.643	9	21	30	2.5	21	0	31	39	0	7	98	8.2		
12	SEAY, Azariah	7-3	139:03	19.9	20-58	.345	3-18	.167	6-6	1.000	7	15	22	3.1	16	0	7	8	1	6	49	7.0		
2	HARVEY, Bobby	1-0	18:54	18.9	2-6	.333	2-3	.667	0-1	.000	0	2	2	2.0	5	1	0	3	0	0	6	6.0		
24	CARRASCO, Jonah	8-8	186:42	23.3	16-35	.457	0-0	.000	14-24	.583	10	18	28	3.5	19	1	5	14	6	5	46	5.8		
10	DEPERSIA, Mike	11-7	325:29	29.6	21-56	.375	10-26	.385	9-11	.818	7	25	32	2.9	19	0	39	15	1	11	61	5.5		
5	MCCLURE, Nathan	11-11	352:14	32.0	21-56	.375	12-36	.333	6-6	1.000	16	34	50	4.5	29	0	15	27	3	17	60	5.5		
1	PRUITT, KJ	2-2	63:49	31.9	5-13	.385	0-3	.000	0-0	.000	4	6	10	5.0	7	0	7	6	0	2	10	5.0		
23	ISITUA, Chuks	12-5	245:26	20.5	24-50	.480	0-0	.000	10-17	.588	20	30	50	4.2	35	2	2	16	7	6	58	4.8		
25	STANTON III, Boston	12-8	312:24	26.0	20-76	.263	10-41	.244	6-8	.750	3	25	28	2.3	19	0	7	35	2	8	56	4.7		
33	PANDEV, Dimitar	6-0	44:27	7.4	3-13	.231	1-6	.167	3-4	.750	5	6	11	1.8	4	0	2	6	0	0	10	1.7		
Team											24	16	40					11						
Total		12	2400		229-618	.371	60-210	.286	95-136	.699	124	239	363	30.3	212	5	129	202	25	74	613	51.1		
Opponents		12	2400		291-634	.459	102-280	.364	175-222	.788	123	283	406	33.8	170	3	166	152	35	92	859	71.6		

Team Statistics

	IUPUI	OPP
Scoring	613	859
Points per game	51.1	71.6
Scoring margin	-20.5	-
Field goals-att	229-618	291-634
Field goal pct	.371	.459
3 point fg-att	60-210	102-280
3-point FG pct	.286	.364
3-pt FG made per game	5.0	8.5
Free throws-att	95-136	175-222
Free throw pct	.699	.788
F-Throws made per game	7.9	14.6
Rebounds	363	406
Rebounds per game	30.3	33.8
Rebounding margin	-3.6	-
Assists	129	166
Assists per game	10.8	13.8
Turnovers	202	152
Turnovers per game	16.8	12.7
Turnover margin	-4.2	-
Assist/turnover ratio	0.6	1.1
Steals	74	92
Steals per game	6.2	7.7
Blocks	25	35
Blocks per game	2.1	2.9
Winning streak	0	-
Home win streak	0	-
Attendance	4892	11590
Home games-Avg/Game	7-699	5-2318
Neutral site-Avg/Game	-	0-0

Team Results

Date	Opponent		Score	Att.
12/02/2021	Detroit Mercy	L	45-69	892
12/04/2021	Oakland	L	45-78	898
01/08/2022	at Wright St.	L	58-72	2967
01/10/2022	UIC	L	65-67	613
01/13/2022	at Green Bay	L	54-69	1342
01/15/2022	at Milwaukee	L	54-89	2091
01/20/2022	Wright St.	L	45-73	692
01/22/2022	Northern Ky.	L	41-60	795
02/03/2022	Youngstown St.	L	55-61	420
02/05/2022	Robert Morris	L	49-66	582
02/10/2022	at Purdue Fort Wayne	L	57-72	1188
02/12/2022	at Cleveland St.	L	45-83	4002

2021-2022 STATISTICAL SPLITS

Wins (2 totals)

No.	Player				Total		3-Point		F-Throw		Rebounds											
		GP-GS	MIN	AVG	FG-FGA	FG%	3FG-3FGA	3FG%	FT-FTA	FT%	OFF	DEF	TOT	AVG	PF	DQ	A	TO	BLK	STL	PTS	AVG
4	LASTRAP, Bakari	2-1	56:05	28.0	9-20	.450	1-4	.250	10-14	.714	1	5	6	3.0	7	0	6	11	0	3	29	14.5
10	DEPERSIA, Mike	1-1	38:20	38.3	4-7	.571	1-2	.500	5-6	.833	2	3	5	5.0	1	0	5	0	0	2	14	14.0
00	MAXWELL, B.J.	1-1	39:16	39.3	5-13	.385	1-5	.200	2-2	1.000	3	9	12	12.0	1	0	4	1	0	1	13	13.0
24	CARRASCO, Jonah	2-2	51:30	25.8	9-12	.750	0-0	.000	3-9	.333	6	10	16	8.0	4	0	2	4	9	0	21	10.5
5	MCCLURE, Nathan	2-2	62:49	31.4	7-17	.412	2-9	.222	3-6	.500	7	14	21	10.5	2	0	4	3	0	1	19	9.5
25	STANTON III, Boston	1-1	26:19	26.3	2-8	.250	2-6	.333	2-2	1.000	0	0	0	0.0	2	0	2	3	0	0	8	8.0
12	SEAY, Azariah	1-0	18:15	18.3	3-4	.750	1-2	.500	1-2	.500	2	4	6	6.0	2	0	0	3	0	0	8	8.0
33	PANDEV, Dimitar	1-0	15:58	16.0	3-5	.600	1-3	.333	0-0	.000	1	3	4	4.0	0	0	2	1	0	1	7	7.0
1	PRUITT, KJ	1-1	31:02	31.0	2-5	.400	1-2	.500	0-0	.000	0	1	1	1.0	1	0	2	0	1	2	5	5.0
2	HARVEY, Bobby	1-1	27:12	27.2	2-8	.250	1-6	.167	0-0	.000	0	3	3	3.0	2	0	2	1	0	3	5	5.0
23	ISITUA, Chuks	2-0	33:14	16.6	2-5	.400	0-0	.000	3-6	.500	2	7	9	4.5	6	0	1	5	2	1	7	3.5
Team											5	4	9					5				
Total		2	400		48-104	.462	11-39	.282	29-47	.617	29	63	92	46.0	28	0	30	37	12	14	136	68.0
Opponents		2	400		39-111	.351	10-34	.294	12-18	.667	14	34	48	24.0	34	1	14	33	2	15	100	50.0

Losses (21 total)

No.	Player				Total		3-Point		F-Throw		Rebounds											
		GP-GS	MIN	AVG	FG-FGA	FG%	3FG-3FGA	3FG%	FT-FTA	FT%	OFF	DEF	TOT	AVG	PF	DQ	A	TO	BLK	STL	PTS	AVG
00	MAXWELL, B.J.	21-20	675:16	32.2	91-254	.358	27-109	.248	48-60	.800	27	69	96	4.6	65	1	17	34	10	18	257	12.2
4	LASTRAP, Bakari	21-6	492:29	23.5	60-155	.387	7-22	.318	26-42	.619	12	29	41	2.0	38	0	48	68	0	13	153	7.3
12	SEAY, Azariah	16-4	288:58	18.1	40-112	.357	7-41	.171	14-17	.824	16	27	43	2.7	33	1	12	22	1	10	101	6.3
1	PRUITT, KJ	9-9	239:10	26.6	17-41	.415	3-12	.250	8-13	.615	8	22	30	3.3	18	0	16	31	3	8	45	5.0
10	DEPERSIA, Mike	17-9	451:24	26.6	28-77	.364	15-38	.395	12-18	.667	8	39	47	2.8	32	1	50	21	1	13	83	4.9
5	MCCLURE, Nathan	20-18	571:39	28.6	34-92	.370	18-61	.295	10-11	.909	25	59	84	4.2	51	0	23	35	3	22	96	4.8
23	ISITUA, Chuks	21-8	387:45	18.5	39-74	.527	0-0	.000	18-33	.545	28	43	71	3.4	53	2	4	27	12	9	96	4.6
25	STANTON III, Boston	21-17	517:30	24.6	32-127	.252	16-65	.246	9-15	.600	4	45	49	2.3	32	0	22	56	3	10	89	4.2
2	HARVEY, Bobby	8-0	144:54	18.1	11-40	.275	9-25	.360	2-3	.667	4	16	20	2.5	16	1	5	6	1	0	33	4.1
24	CARRASCO, Jonah	17-14	316:21	18.6	22-52	.423	0-0	.000	19-35	.543	25	31	56	3.3	40	1	5	19	12	5	63	3.7
33	PANDEV, Dimitar	15-0	114:34	7.6	12-27	.444	3-9	.333	8-13	.615	8	16	24	1.6	10	0	4	9	1	0	35	2.3
Team											45	31	76					26				
Total		21	4200		386-1051	.367	105-382	.275	174-260	.669	210	427	637	30.3	388	7	206	354	47	108	1051	50.0
Opponents		21	4200		483-1082	.446	172-471	.365	319-419	.761	220	493	713	34.0	305	4	271	269	59	160	1457	69.4

Home (2-9)

No.	Player				Total		3-Point		F-Throw		Rebounds											
		GP-GS	MIN	AVG	FG-FGA	FG%	3FG-3FGA	3FG%	FT-FTA	FT%	OFF	DEF	TOT	AVG	PF	DQ	A	TO	BLK	STL	PTS	AVG
00	MAXWELL, B.J.	10-10	344:52	34.5	49-125	.392	14-47	.298	17-21	.810	16	33	49	4.9	29	0	12	20	2	8	129	12.9
4	LASTRAP, Bakari	11-5	290:21	26.4	40-99	.404	4-13	.308	27-38	.711	11	24	35	3.2	24	0	28	38	0	11	111	10.1
12	SEAY, Azariah	7-2	124:53	17.8	19-40	.475	4-15	.267	6-7	.857	6	12	18	2.6	17	1	4	13	1	7	48	6.9
10	DEPERSIA, Mike	8-5	245:00	30.6	19-44	.432	7-15	.467	9-12	.750	6	17	23	2.9	13	0	28	9	0	10	54	6.8
24	CARRASCO, Jonah	9-7	212:32	23.6	19-37	.514	0-0	.000	14-28	.500	16	26	42	4.7	17	0	4	16	15	1	52	5.8
25	STANTON III, Boston	10-8	269:11	26.9	19-76	.250	8-40	.200	8-11	.727	4	14	18	1.8	16	0	6	23	0	6	54	5.4
1	PRUITT, KJ	4-4	113:52	28.5	8-21	.381	1-5	.200	3-6	.500	4	9	13	3.3	9	0	11	8	1	5	20	5.0
23	ISITUA, Chuks	11-4	205:56	18.7	19-39	.487	0-0	.000	7-17	.412	15	30	45	4.1	31	2	2	10	7	6	45	4.1
33	PANDEV, Dimitar	6-0	59:12	9.9	8-15	.533	3-8	.375	5-8	.625	6	11	17	2.8	7	0	3	5	0	1	24	4.0
5	MCCLURE, Nathan	10-9	269:31	27.0	15-42	.357	5-23	.217	5-8	.625	16	37	53	5.3	24	0	10	25	2	8	40	4.0
2	HARVEY, Bobby	3-1	64:40	21.6	4-19	.211	3-13	.231	0-1	.000	0	6	6	2.0	9	1	2	5	1	3	11	3.7
Team											26	21	47					13				
Total		11	2200		219-557	.393	49-179	.274	101-157	.643	126	240	366	33.3	196	4	110	185	29	66	588	53.5
Opponents		11	2200		241-567	.425	84-249	.337	149-187	.797	109	243	352	32.0	168	3	126	157	32	76	715	65.0

Road/Neutral (0-12)

No.	Player				Total		3-Point		F-Throw		Rebounds											
		GP-GS	MIN	AVG	FG-FGA	FG%	3FG-3FGA	3FG%	FT-FTA	FT%	OFF	DEF	TOT	AVG	PF	DQ	A	TO	BLK	STL	PTS	AVG
00	MAXWELL, B.J.	12-11	369:40	30.8	47-142	.331	14-67	.209	33-41	.805	14	45	59	4.9	37	1	9	15	8	11	141	11.8
5	MCCLURE, Nathan	12-11	364:57	30.4	26-67	.388	15-47	.319	8-9	.889	16	36	52	4.3	29	0	17	13	1	15	75	6.3
12	SEAY, Azariah	10-2	182:20	18.2	24-76	.316	4-28	.143	9-12	.750	12	19	31	3.1	18	0	8	12	0	3	61	6.1
4	LASTRAP, Bakari	12-2	258:13	21.5	29-76	.382	4-13	.308	9-18	.500	2	10	12	1.0	21	0	26	41	0	5	71	5.9
1	PRUITT, KJ	6-6	156:20	26.1	11-25	.440	3-9	.333	5-7	.714	4	14	18	3.0	10	0	7	23	3	5	30	5.0
23	ISITUA, Chuks	12-4	215:03	17.9	22-40	.550	0-0	.000	14-22	.636	15	20	35	2.9	28	0	3	22	7	4	58	4.8
2	HARVEY, Bobby	6-0	107:26	17.9	9-29	.310	7-18	.389	2-2	1.000	4	13	17	2.8	9	0	5	2	0	0	27	4.5
10	DEPERSIA, Mike	10-5	244:44	24.5	13-40	.325	9-25	.360	8-12	.667	4	25	29	2.9	20	1	27	12	1	5	43	4.3
25	STANTON III, Boston	12-10	274:38	22.9	15-59	.254	10-31	.323	3-6	.500	0	31	31	2.6	18	0	18	36	3	4	43	3.6
24	CARRASCO, Jonah	10-9	155:19	15.5	12-27	.444	0-0	.000	8-16	.500	15	15	30	3.0	27	1	3	7	6	4	32	3.2
33	PANDEV, Dimitar	10-0	71:20	7.1	7-17	.412	1-4	.250	3-5	.600	3	8	11	1.1	3	0	3	5	1	0	18	1.8
Team											24	14	38					18				
Total		12	2400		215-598	.360	67-242	.277	102-150	.680	113	250	363	30.3	220	3	126	206	30	56	599	49.9
Opponents		12	2400		281-626	.449	98-256	.383	182-250	.728	125	284	409	34.1	171	2	159	145	29	99	842	70.2

STARTING LINEUPS

Date	Opponent	Outcome	Name	Name	Name	Name	Name	First Sub (Time)
11/9	at Butler	L, 47-56	Maxwell	Pruitt	McClure	Stanton III	Carrasco	DePersia (16:59)
11/11	at Evansville	L, 40-60	Maxwell	Pruitt	McClure	Stanton III	Carrasco	DePersia (17:18)
11/15	vs. Denver	L, 47-63	Maxwell	Pruitt	McClure	Stanton III	Carrasco	Harvey (17:57)
11/16	vs. TAMUCC	L, 59-65	Maxwell	Pruitt	McClure	Stanton III	Carrasco	Isitua (18:12)
11/17	at UTSA	L, 57-60	Maxwell	Pruitt	McClure	Stanton III	Carrasco	Isitua/Seay (15:55)
11/23	Spalding	W, 61-41	Harvey	Pruitt	McClure	Stanton III	Carrasco	LaStrap/Isitua/Seay (15:18)
12/2	*Detroit Mercy	L, 45-69	Maxwell	Pruitt	McClure	Stanton III	Carrasco	DePersia/Harvey (16:28)
12/4	*Oakland	L, 45-78	Maxwell	Pruitt	McClure	Stanton III	Carrasco	DePersia/Isitua/Seay (14:14)
12/10	at Tennessee St.	L, 44-70	Maxwell	Pruitt	DePersia	Stanton III	Isitua	Carrasco/Harvey/McClure (15:53)
12/16	Chicago St.	L, 55-61	Maxwell	Pruitt	LaStrap	Stanton III	Isitua	Carrasco (17:21)
12/21	Morehead St.	L, 52-80	Maxwell	Seay	McClure	Stanton III	Isitua	LaStrap (17:05)
1/8	*at Wright St.	L, 58-72	Maxwell	Seay	McClure	Stanton III	Carrasco	LaStrap (17:27)
1/10	*UIC	L, 65-67	Maxwell	Seay	McClure	Stanton III	Carrasco	LaStrap (16:09)
1/13	*at Green Bay	L, 54-69	DePersia	Seay	McClure	Stanton III	Carrasco	Maxwell (16:36)
1/15	*at Milwaukee	L, 54-89	Maxwell	Isitua	McClure	Stanton III	Carrasco	DePersia (16:47)
1/18	at Ohio State	L, 37-83	Maxwell	DePersia	McClure	Stanton III	Carrasco	LaStrap (18:03)
1/20	*Wright St.	L, 45-73	Maxwell	DePersia	McClure	Stanton III	Carrasco	Isitua (15:51)
1/22	*Northern Ky.	L, 41-60	Maxwell	DePersia	LaStrap	Stanton III	Carrasco	Isitua (17:12)
1/31	East-West	W, 75-59	Maxwell	DePersia	McClure	LaStrap	Carrasco	Isitua (15:18)
2/3	*Youngstown St.	L, 55-61	Maxwell	DePersia	McClure	LaStrap	Isitua	Stanton III (14:07)
2/5	*Robert Morris	L, 49-66	Maxwell	DePersia	McClure	LaStrap	Isitua	Stanton III (14:40)
2/10	*at Purdue FW	L, 57-72	Maxwell	DePersia	McClure	LaStrap	Isitua	Stanton III (15:23)
2/12	*at Cleveland St.	L, 45-83	Maxwell	DePersia	McClure	LaStrap	Isitua	Stanton III (15:45)
2/14	*at UIC							
2/17	*at Robert Morris							
2/19	*at Youngstown St.							
2/24	*Milwaukee							
2/26	*Green Bay							
3/1	HL - 1st Round							
3/3	HL - Quarterfinals							
3/7	HL - Semifinals							
3/8	HL - Championship							

IUPUI TEAM HIGHS

POINTS	75	East-West.....	Jan. 31
FG MADE	26	(2x) last vs. East-West	Jan. 31
FG ATT	59	Robert Morris.....	Feb. 5
FG PCT.	52.0%	UIC.....	Jan. 10
3FG MADE	9	(2x) last at Purdue FW	Feb. 10
3FG ATT	27	vs. Denver.....	Nov. 15
3FG PCT.	41.2%	at Wright State	Jan. 8
FT MADE	19	East-West.....	Jan. 31
FT ATT	32	East-West.....	Jan. 31
FT PCT	80.0%	UIC.....	Jan. 10
OFF. REB	18	at Cleveland St.	Feb. 12
DEF. REB	38	East-West.....	Jan. 31
REB	55	East-West.....	Jan. 31
REB MARGIN	+27	East-West.....	Jan. 31
AST	18	East-West.....	Jan. 31
STL	11	at Wright State	Jan. 8
BLK	8	East-West.....	Jan. 31
TO	25	vs. TAMUCC.....	Nov. 16
TO MARGIN	+13	Chicago State.....	Dec. 16
FOULS	26	Oakland.....	Dec. 4

OPPONENT TEAM HIGHS

POINTS	89	at Milwaukee	Jan. 15
FG MADE	33	at Milwaukee	Jan. 15
FG ATT	69	at Cleveland St.	Feb. 12
FG PCT.	62.3%	at Milwaukee	Jan. 15
3FG MADE	13	at Milwaukee	Jan. 15
3FG ATT	30	Chicago State.....	Dec. 16
3FG PCT.	52.0%	at Milwaukee	Jan. 15
FT MADE	28	Oakland.....	Dec. 4
FT ATT	35	vs. TAMUCC.....	Nov. 16
FT PCT	87.5%	Oakland.....	Dec. 4
OFF. REB	19	at UTSA.....	Nov. 17
DEF. REB	30	at Evansville.....	Nov. 11
REB	47	Chicago State.....	Dec. 16
REB MARGIN	+20	Chicago State.....	Dec. 16
AST	24	at Cleveland St.	Feb. 12
STL	15	at Cleveland St.	Feb. 12
BLK	6	(2x) last vs. RMU.....	Feb. 5
TO	24	Chicago State.....	Dec. 16
TO MARGIN	+15	(2x) last at Cleve. St.....	Feb. 12
FOULS	24	vs. TAMUCC.....	Nov. 16

IUPUI PLAYER GAME HIGHS

POINTS	22	Maxwell vs. YSU (2/3)
FG MADE	9	Maxwell vs. YSU (2/3)
FG ATT	20	Maxwell vs. YSU (2/3)
FG PCT.	71.4%	Carrasco vs. East-West (1/31)
(min. 5 made)		
3FG MADE	5	McClure at Purdue FW (2/10)
3FG ATT	8	(2x) McClure at Purdue FW (2/10)
3FG PCT.	100%	Pandev vs. Morehead St. (12/21)
(min. 2 made)		
FT MADE	7	LaStrap vs. East-West (1/31)
FT ATT	10	LaStrap vs. East-West (1/31)
FT PCT	100%	(3x) Maxwell vs. RMU (2/5)
(min. 3 made)		
REB	14	McClure vs. East-West (1/31)
AST	6	(2x) LaStrap at Purdue FW (2/10)
STL	6	McClure at Wright St. (1/8)
BLK	7	Carrasco vs. East-West (1/31)
TO	7	(3x) Stanton III at Cleve. St. (2/12)

IUPUI TEAM LOWS

POINTS	37	at Ohio State	Jan. 18
FG MADE	13	at Ohio State	Jan. 18
FG ATT	40	at Ohio State	Jan. 18
FG PCT.	27.3%	at Cleveland St.	Feb. 12
3FG MADE	2	(2x) last vs. Wright St.....	Jan. 20
3FG ATT	10	vs. Wright St.....	Jan. 20
3FG PCT.	12.5%	Oakland.....	Dec. 4
FT MADE	3	Northern Ky.	Jan. 22
FT ATT	4	Northern Ky.	Jan. 22
FT PCT	40.0%	Youngstown State	Feb. 3
OFF. REB	4	at Purdue FW.....	Feb. 10
DEF. REB	13	at Ohio State	Jan. 18
REB	19	at Ohio State	Jan. 18
REB MARGIN	-20	Chicago State.....	Dec. 16
AST	5	Morehead State	Dec. 21
STL	1	Morehead State	Dec. 21
BLK	0	(5x) last at Purdue FW	Feb. 10
TO	9	at Butler.....	Nov. 9
TO MARGIN	-15	(2x) last at Cleve. St.....	Feb. 12
FOULS	9	at Cleveland St.	Feb. 12

OPPONENT TEAM LOWS

POINTS	41	Spalding.....	Nov. 23
FG MADE	15	at Butler.....	Nov. 9
FG ATT	38	at Evansville.....	Nov. 11
FG PCT.	33.3%	at UTSA.....	Nov. 17
3FG MADE	0	Spalding.....	Nov. 23
3FG ATT	7	Spalding.....	Nov. 23
3FG PCT.	00.0%	Spalding.....	Nov. 23
FT MADE	3	East-West.....	Jan. 31
FT ATT	5	East-West.....	Jan. 31
FT PCT	54.2%	vs. Denver.....	Nov. 15
OFF. REB	3	at Evansville.....	Nov. 11
DEF. REB	14	(2x) last vs. Spalding	Nov. 23
REB	20	(2x) last vs. East-West	Jan. 31
REB MARGIN	-27	East-West.....	Jan. 31
AST	3	Spalding.....	Nov. 23
STL	2	Robert Morris.....	Feb. 5
BLK	0	(2x) last vs. TAMUCC.....	Nov. 16
TO	8	(2x) last at Ohio State.....	Jan. 18
TO MARGIN	-13	Chicago State.....	Dec. 16
FOULS	10	at Evansville.....	Nov. 11

OPPOSING PLAYER GAME HIGHS

POINTS	22	K.J. Hunt vs. Denver (11/15)
FG MADE	9	K.J. Hunt vs. Denver (11/15)
FG ATT	25	De'Quan Jackson vs. East-West (1/31)
FG PCT.	80.0%	Dedric Boyd at Tenn. St. (12/10)
(min. 5 made)		
3FG MADE	5	(4x) Jarred Godfrey at PFW (2/10)
3FG ATT	12	Antoine Davis vs. UDM (12/2)
3FG PCT.	100%	(4x) two at Cleve. St. (2/12)
(min. 2 made)		
FT MADE	10	(2x) Jalen Moore vs. Oakland (12/4)
FT ATT	13	Chuck Harris vs. Butler (11/9)
FT PCT	100%	Jalen Moore vs. Oakland (12/4)
(min. 3 made)		
REB	14	Cedrick Alley Jr. vs. UTSA (11/17)
AST	10	Antoine Davis vs. UDM (12/2)
STL	5	(2x) D'Moi Hodge at CSU (2/12)
BLK	4	Teddy BayiBa Mendeng vs. Chi St. (12/16)
TO	8	Jahsean Corbett vs. Chicago St. (12/16)



IUPUI Hall of Famer **Matt Crenshaw** was named the tenth head coach of the Jaguars' men's basketball program in April 2021. Crenshaw, the program's all-time leader in assists and longtime assistant coach, was selected following a national search, facilitated by an IUPUI campus-wide search committee and assisted by Parker Executive Search. He brings 15 years of collegiate coaching experience to the Jaguar program.

Before his return to IUPUI, Crenshaw spent three seasons as an assistant at Ball State, serving as the Cardinals' co-defensive coordinator. In addition, he was instrumental in BSU's guard development, recruiting efforts and advance scouting. Under his tutelage, Ball State boasted All-Mid-American Conference performers Tayler Persons, Ishmael El-Amin, K.J. Walton and 2019-20 MAC Freshman of the Year Jarron Coleman. In addition, Ball State had the MAC's best scoring defense during the 2019-2020 season and captured a West Division championship before the season was halted due to COVID-19.

Crenshaw previously spent 12 seasons on the IUPUI bench, including his final seven years as the program's associate head coach. He was on the IUPUI coaching staff when the Jaguars notched a 26-7 mark in 2007-2008, led by the program's first NBA Draft pick, George Hill. While at IUPUI, he coached 15 all-league performers, two all-district honorees, three Mid-Major All-Americans and one CoSIDA Academic All-American.

His time on the IUPUI sidelines spanned the tenures of three head coaches, starting with his college coach Ron Hunter. Crenshaw was instrumental in a pair of firsts - leading the Jaguars to their first NCAA Tournament as a player and helping the program to its first postseason victory as a coach.

That victory came in the 2010 College Basketball Invitational as part of a 25-win season in which IUPUI fell one win shy of tying the program's single-season record for victories. That season also included one of the Jaguars' two trips to the Summit League championship game during Crenshaw's time on the bench.

In May of 2013, Crenshaw was selected from a competitive field of talented assistant coaches and invited to participate in the NCAA's A.C.E (Achieving Coaching Excellence) Program. The professional development seminar provided an opportunity to focus on training and education in the areas of leadership, communication, campus relations, media, community involvement and program management. He was able to implement much of the training as he has excelled in academic oversight and been active on campus, both at IUPUI and Ball State. He's also helped spearhead community service initiatives in both Indianapolis and Muncie.

As a player, Crenshaw gained national acclaim in March 2003 when his last second jumper sent IUPUI to a thrilling win over Valparaiso in the Mid-Continent Conference championship game and the program's first-ever NCAA Tournament berth.

The Charlottesville, Va.-native capped his collegiate career with an outstanding senior season, earning Mid-Con Defensive Player of the Year honors and Honorable Mention All-Mid-Con honors. The 6-foot-2 guard averaged 11.7 points, 5.6 assists



THE CRENSHAW FILE

Alma Mater:	IUPUI, '04
Seasons with IUPUI:	13th season overall; 1st as HC
Career Record:	2-21 (1st season)
IUPUI Record:	2-21 (1st season)
Coaching Experience:	2006-10, Asst. Coach, IUPUI 2010-18, Associate Head Coach, IUPUI 2018-21, Assistant Coach, Ball State 2021-present, Head Coach, IUPUI

and 4.4 rebounds per game as IUPUI went 21-11 overall. He shot 57.3 percent from the floor from his guard spot, while playing 36.3 minutes per game. He was a Preseason All-Mid-Con selection prior to his senior season.

He finished his career ranked sixth in school history with 157 steals and led the Mid-Con as a junior and senior in assist-to-turnover ratio. He played in 123 career games, making 98 starts during his four years, totaling 923 points and 422 rebounds to accompany his school record 510 assists. He later had his No. 21 jersey retired by the program, becoming just the third former player to have his number retired to the IUPUI rafters.

After graduating from IUPUI in 2004, Crenshaw spent two years playing professionally both in the U.S. and overseas. He has played professionally in the ABA, Slovakia and Poland. While in Slovakia, he helped his squad to the Slovakian National Championship, while earning Playoff MVP honors. He was pegged by Eurobasket.com as the All-Slovakian League Import Player of the Year and First Team All-League before turning his attention to the coaching ranks.

UIC (3-10)

H: 2-5, A: 1-5, N: 0-0 D1 era: 3-7, OT: 0-0		
2-12-1980	H	67-78
2-10-1981	A	77-91
11-30-1999	A	65-70
1-4-2018	H	65-70
1-27-2018	A	62-71
1-4-2019	A	66-64
2-9-2019	H	75-76
1-18-2020	H	66-75
2-22-2020	A	72-77
3-3-2020	A	59-93
2-12-2021	H	89-69
2-13-2021	H	88-81
1-10-2022	H	65-67

JAGUARS DROP HOME THRILLER TO UIC, 67-65

INDIANAPOLIS – Sophomore Bakari LaStrap scored a career-high 16 points and Jonah Carrasco notched a career-best 10, but the Jaguars fell just short against UIC on Monday night (Jan. 10), 67-65.

Filip Skobalj swished a pivotal three from the top of the key in the final minute and the visiting Flames were perfect from the free throw line down the stretch to stave off the Jaguars. Nursing a three-point lead in the closing seconds, UIC (5-8, 1-3 HL) purposely fouled LaStrap and the sophomore guard hit the first of a one-and-one before intentionally missing the second. However, neither team was able to secure the rebound before the final horn sounded.

"I loved the fight (of the team)," head coach Matt Crenshaw said. "I think with adding back DePersia and having Bakari, we had some ballhandlers out there and it finally gave us the chance to get some easy baskets. We were able to stay locked in and not get discouraged when (UIC) made a run.

"I was encouraged by that."

Kevin Johnson had a game-high 17 points and six assists in the win and Zion Griffin chimed in with 15 points. Jace Carter added 11 points in the win.

B.J. Maxwell also finished in double-digits for the Jaguars and Nathan McClure finished with nine points and six boards in the loss. IUPUI (1-12, 0-4 HL) shot a season-high 52 percent from the floor and tallied a season-high 65 points, doing so against one of the lea-

"We've honestly been talking about this all season. We want to be able to take paint touch threes and early on throughout the season, we've been taking outside the perimeter, pass-pass-pass threes," Crenshaw said. "The goal for us is to get to the second and third side of the floor, make the defense work and then continue to work for a good shot."

After a sluggish start both ways, IUPUI built an early 8-3 lead on a pair of Maxwell threes and led the majority of the first half. The guests took a 21-19 lead when Jace Carter stroked a wing three, but Stanton later countered with a three of his own. The teams traded buckets down the stretch with the Flames ultimately taking a 29-28 lead to the locker room.

IUPUI got out to an eight-point lead at 50-42 with 8:10 left after Maxwell swished a pair of free throws, but UIC immediately countered with an 8-0 run to tie the score. Neither team led by more than three over the final seven minutes and Skobali sank the game's biggest shot with 36 seconds left.

UIC finished the game at 49 percent overall and 9-of-27 (33.3 percent) from three. IUPUI outrebounded the Flames 29-23 and each team committed 14 turnovers.

All eight Jaguars who saw playing time cracked the scoring column as Boston Stanton III had seven points and three boards and Azariah Seay had six, including a four in the closing minutes. Mike DePersia, who had missed the Jags' previous three games, finished with three points and three assists.

NCAA

Official Basketball Box Score - Final

UIC at IUPUI

01/10/22 Indiana Farmers Coliseum, Indianapolis, Ind.

2021-22 Men's Basketball

Game Time: 7:00 PM

Game Duration: 1:57

Attendance: 617

UIC - 67

Record: 5-8 (1-3)

Officials: Bill Ek, John Hampton, Jeff Lewis

NO. Name	Min	FG M-A	3P M-A	FT M-A	Rebounds OR DR TOT	Fouls PF FD	TP	AS	TO	ST	Blocks BS BA	+/-
23 Zion Griffin	F 26:26	6-11	2-6	1-1	2 1 3	2 2	15	0	1	0	1 1	5
50 Filip Skobalj	F 29:54	3-8	1-4	0-0	3 5 8	2 0	7	1	5	0	0 0	7
0 Jace Carter	G 29:18	5-9	1-3	0-1	2 1 3	3 1	11	1	1	1	0 0	7
13 Kevin Johnson	G 38:03	4-9	1-4	8-8	0 2 2	2 6	17	6	2	3	0 0	5
20 Jamie Ahale	G 17:15	2-6	2-6	0-0	0 1 1	1 1	6	0	1	0	0 0	-2
10 Jalen Johnson	L 16:30	1-2	1-2	0-0	0 0 0	0 0	3	1	1	0	0 0	-5
4 Brandon Battle	L 13:19	0-0	0-0	0-0	0 0 0	0 0	0	0	0	1	0 0	-6
5 Jalen Warren	L 27:20	3-4	1-2	1-3	0 1 1	1 4	8	3	2	2	0 0	4
15 Griffin Yaklich	G 02:25	0-0	0-0	0-0	0 0 0	1 0	0	0	1	0	0 0	-5
Team					1 4 5		0		0			
Totals		24-49	9-27	10-13	8 15 23	12 14	67	12	14	6	2 1 2	

Technical Fouls: NONE

UIC - 65

Record: 1-12 (0-4)

NO. Name	Min	FG M-A	3P M-A	FT M-A	Rebounds OR DR TOT	Fouls PF FD	TP	AS	TO	ST	Blocks BS BA	+/-
24 Jonah Carrasco	F 28:24	4-4	0-0	2-2	2 2 4	2 1	10	0	3	0	1 0	9
00 B.J. Maxwell	G 31:15	3-12	2-6	2-2	1 3 4	2 2	10	1	2	1	0 1	-8
5 Nathan McClure	G 36:40	4-6	1-3	0-0	2 4 6	3 0	9	0	4	2	0 0	4
12 Azariah Seay	G 17:52	2-7	0-4	2-2	1 0 1	0 2	6	2	0	0	0 0	-16
25 Boston Stanton III	G 23:32	3-4	1-1	0-0	0 3 3	0 0	7	1	2	2	0 0	8
4 Bakari LaStrap	L 24:51	7-10	1-1	1-2	3 3 6	2 16	3	2	2	0	0 3	3
10 Mike DePersia	L 25:57	1-4	0-0	1-2	0 1 1	2 4	4	3	1	2	0 1	1
23 Chuks Isitua	L 11:29	2-3	0-0	0-0	1 1 2	1 4	3	0	1	0	0 0	7
Team					3 3 6		0		0			
Totals		26-50	5-15	8-10	10 19 29	14 12	65	10	14	10	1 2	-2

Technical Fouls: NONE

Biggest lead

3 (1st 1:06)

8 (2nd 9:02)

Best Scoring Run

8 (2nd 6:28)

7 (2nd 14:18)

Lead Changes

9

Times Tied

7

Time with Lead

10:35

22:23

Points from

UIC

IUPUI

Turnovers

15

13

Paint

28

32

Second Chance

10

12

Fast Breaks

6

7

Bench

11

23

Period by Period Scoring

1st

2nd

TOT

UIC

29

38

67

IUPUI

28

37

65

FORMER JAGUARS IN THE PROS

George Hill - Milwaukee Bucks (NBA)

- averaging 7.7 ppg, 3.4 rpg and 2.5 apg this season
- 14th season in the NBA
- averages 10.9 ppg, 3.1 rpg and 3.1 apg for his career (841 games)

Elyjah Goss - Boras Basket (Sweden)

- averaging 8.5 ppg and 6.5 rpg in his first season
- Boras Basket (10-5) is ranked No. 3 in the Sweden Basketligan and is amidst a six-game winning streak

Marcus Burk - Grand Rapids Gold (NBA G League)

-averaging 6.6 ppg and ranks among the league leaders in 3FG% (44.7%)
-was recently flanked by four former NBA players on the court for Grand Rapids: Isaiah Thomas, Lance Stephenson & Nik Stauskas

Ahmed Ismail - Duba Club (Saudi Arabia)

- Averaging 25.0 ppg, 16.0 rpg and 1.5 bpg in four games for Duba
- Recently had a double-double of 26 pts, 31 reb and 4 blk

Alex Young - Al Sharjah (UAE ULB)

Robert Glenn - Metros (Dominican Republic LNB)


D.J. McCall - Fort Wayne Mad Ants (NBA G League)

Kellon Thomas - Columbus Condors (TBL)

Zo Tyson - KFUM Kalmar (Sweden)



PLAYER BIOS




B.J. MAXWELL

Grad Student | Guard
6-5 | 200
Austin, Texas
LBJ (St. Edward's Univ.)

#00

Birthdate: June 3, 1997 (age 24)
Major: Public Relations MA



KJ PRUITT

Freshman | Guard
6-4 | 203
Lewisville, Texas
Sunrise Christian Academy

#1

Birthdate: Sept. 8, 2000 (age 21)
Major: Sports Management

CAREER/SEASON HIGHS

CAREER HIGH	CATEGORY	SEASON HIGH
22 vs. Youngstown St. (2/3/2022)	PTS	22 vs. Youngstown St. (2/3/2022)
12 vs. East-West (1/31/2022)	REB	12 vs. East-West (1/31/2022)
5 vs. Northwestern State (1/19/19)	AST	4 vs. East-West (1/31/2022)
9 vs. Youngstown St. (2/3/2022)	FG	9 vs. Youngstown St. (2/3/2022)
20 vs. Youngstown St. (2/3/2022)	FGA	20 vs. Youngstown St. (2/3/2022)
4 vs. Elon (11/22/18)	3FG	3 - 4x
8 vs. Youngstown St. (2/3/2022)	3FGA	8 vs. Youngstown St. (2/3/2022)
6 - twice	FT	6 vs. TAMUCC (11/16/2021)
6 - 3x	FTA	6 - twice
3 - 4x	STL	3 at Cleveland State (2/12/2022)
2 - 7x	BLK	2 - 3x
40 vs. Northern Kentucky (1/22/2022)	MIN	40 vs. Northern Kentucky (1/22/2022)

GAME-BY-GAME

Opponent	MIN	FG	3FG	FT	O-D-T	PF	A	TO	B	S	PTS
Anderson	21	6-9	1-3	0-0	0-1-1	3	0	0	0	0	13
at Butler*	27	4-11	2-7	4-6	0-6-6	2	0	0	2	1	14
at Evansville*	31	3-13	0-2	2-3	2-2-4	4	0	1	1	1	8
vs. Denver*	24	4-12	3-7	3-3	1-2-3	2	0	2	0	0	14
vs. TAMUCC*	36	4-12	0-5	6-6	1-4-5	3	0	4	0	1	14
at UTSA*	35	5-15	2-7	1-2	2-8-10	2	2	0	2	0	13
Spalding	did not play										
Detroit Mercy*	29	4-9	1-3	1-2	2-2-4	1	1	6	0	1	10
Oakland*	38	8-18	0-5	3-4	4-5-9	4	0	5	0	2	19
at Tenn. St.*	36	3-11	0-5	2-2	0-2-2	2	0	2	0	1	8
Chicagao St.*	33	6-11	3-4	5-5	2-2-4	4	1	0	0	2	20
Morehead St.*	31	1-7	1-6	0-0	0-1-1	4	0	1	0	0	3
at Wright St.*	30	2-8	1-4	2-3	2-5-7	3	2	1	0	1	7
UIC*	31	3-12	2-6	2-2	1-3-4	2	1	2	0	1	10
at Green Bay	33	6-11	3-7	3-4	0-3-3	2	1	0	0	2	18
at Milwaukee*	28	2-12	0-6	1-1	1-2-3	4	1	1	1	0	5
at Ohio State*	27	1-8	0-4	2-2	0-1-1	4	0	2	0	0	4
Wright St.*	36	3-8	1-2	0-0	0-5-5	3	2	2	0	1	7
Northern Ky.*	40	4-10	1-4	0-0	2-1-3	4	1	0	0	0	9
East-West*	39	5-13	1-5	2-2	3-9-12	1	4	1	0	1	13
Y'town St.*	38	9-20	3-8	1-3	1-4-5	2	0	1	1	0	22
Robert Morris*	30	6-17	1-4	3-3	1-1-2	4	2	2	1	0	16
at Purdue FW*	30	7-14	1-6	4-5	1-3-4	5	1	0	0	1	19
at Cleveland St.*	35	6-15	2-7	3-4	4-7-11	4	2	2	2	3	17
at UIC											
at Robert Morris											
at Y'town St.											
Milwaukee											
Green Bay											
HL - 1st Rd.											
HL - 2nd Rd.											
HL Semis											
HL Finals											

* denotes starter

CAREER/SEASON HIGHS

CAREER HIGH	CATEGORY	SEASON HIGH
10 at Tennessee State (12/10/2021)	PTS	10 at Tennessee State (12/10/2021)
7 vs. TAMUCC (11/16/2021)	REB	7 vs. TAMUCC (11/16/2021)
4 - twice	AST	4 - twice
4 at Tennessee State (12/10/2021)	FG	4 at Tennessee State (12/10/2021)
8 - twice	FGA	8 - twice
1 - 4x	3FG	1 - 4x
3 at UTSA (11/17/2021)	3FGA	3 at UTSA (11/17/2021)
3 vs. Chicago State (12/16/2021)	FT	3 vs. Chicago State (12/16/2021)
6 vs. Chicago State (12/16/2021)	FTA	6 vs. Chicago State (12/16/2021)
2 - 3x	STL	2 - 3x
2 at UTSA (11/17/2021)	BLK	2 at UTSA (11/17/2021)
33 vs. Oakland (12/4/2021)	MIN	33 vs. Oakland (12/4/2021)

GAME-BY-GAME

Opponent	MIN	FG	3FG	FT	O-D-T	PF	A	TO	B	S	PTS
Anderson	19	3-7	0-1	3-4	0-0-0	2	0	0	0	2	9
at Butler*	22	2-5	0-2	0-0	0-2-2	1	0	2	0	0	4
at Evansville*	26	1-2	0-0	2-4	0-0-0	1	0	3	0	1	4
vs. Denver*	19	1-3	0-1	0-0	0-1-1	3	1	5	0	0	2
vs. TAMUCC*	28	1-2	1-1	2-2	1-6-7	4	4	5	0	1	5
at UTSA*	30	2-5	1-3	0-0	0-3-3	1	1	3	2	1	5
Spalding*	31	2-5	1-2	0-0	0-1-1	1	2	0	1	2	5
Detroit Mercy*	31	3-8	0-2	0-0	2-2-4	3	3	1	0	2	6
Oakland*	33	2-5	0-1	0-0	2-4-6	4	4	5	0	0	4
at Tenn. St.*	32	4-8	1-2	1-1	3-2-5	0	1	5	1	2	10
Chicagao St.*	19	1-3	0-0	3-6	0-2-2	1	2	2	0	1	5
Morehead St.	did not play										
at Wright St.	did not play										
UIC	did not play										
at Green Bay	did not play										
at Milwaukee	did not play										
at Ohio State	did not play										
Wright St.	did not play										
Northern Ky.	did not play										
East-West	did not play										
Y'town St.	did not play										
Robert Morris	did not play										
at Purdue FW	did not play										
at Cleveland St.	did not play										
at UIC											
at Robert Morris											
at Y'town St.											
Milwaukee											
Green Bay											
HL - 1st Rd.											
HL - 2nd Rd.											
HL Semis											
HL Finals											

* denotes starter

CAREER STATS

Season	GP-GS	MIN-Avg	FG	Pct.	3FG	Pct.	FT	Pct.
2015-16*	Did not play - redshirted							
2016-17*	17-0	179-10.5	23-47	.489	11-24	.458	1-1	1.000
2017-18*	31-2	308-9.9	43-92	.467	11-31	.355	9-16	.563
2018-19*	24-19	642-26.8	79-161	.491	34-84	.405	29-34	.853
2019-20**	2-2	27-13.5	1-10	.100	0-5	.000	0-0	.000
2020-21***	20-20	581-29.1	144-303	.475	40-109	.367	43-54	.796
2021-22	22-21	716-32.5	96-267	.360	28-114	.246	50-62	.806
TOTALS	22-21	716-32.5	96-267	.360	28-114	.246	50-62	.806

REBOUNDS

Season	O-D-REB-AVG.	PF-DQ	AST	TO	BLK	STL	PTS-PPG
2015-16*	Did not play - redshirted						
2016-17*	13-19-32-1.9	30-1	10	12	3	5	58-3.4
2017-18*	27-42-69-2.2	52-0	20	15	11	8	106-3.4
2018-19*	37-76-113-4.7	64-3	40	20	9	26	221-9.2
2019-20**	0-0-0-0.0	3-0	1	2	0	2	2-1.0
2020-21***	25-80-105-5.3	61-2	46	41	11	25	371-18.6
2021-22	30-78-108-4.9	66-1	21	35	10	19	270-12.3
TOTALS	30-78-108-4.9	66-1	21	35	10	19	270-12.3

* at Abilene Christian; ** at Detroit Mercy; *** at Saint Edward's University State / TOTALS only reflect IUPUI totals


CAREER STATS

Season	GP-GS	MIN-Avg	FG	Pct.	3FG	Pct.	FT	Pct.
2021-22	10-10	270-27.0	19-46	.413	4-14	.286	8-13	.615
TOTALS	10-10	270-27.0	19-46	.413	4-14	.286	8-13	.615

REBOUNDS

Season	O-D-REB-AVG.	PF-DQ	AST	TO	BLK	STL	PTS-PPG
2021-22	8-23-31-3.1	19-0	18	31	4	10	50-5.0
TOTALS	8-23-31-3.1	19-0	18	31	4	10	50-5.0

PLAYER BIOS



BOBBY HARVEY

#2

Senior | Guard
6-3 | 200
Chicago, Ill.
Hillcrest (Wabash Valley J.C.)

Birthdate: Nov. 20, 1999 (age 22)
Major: General Studies



BAKARI LaSTRAP

#4

Sophomore | Guard
6-0 | 170
Houston, Texas
The Woodlands Christian Academy

Birthdate: July 10, 2001 (age 20)
Major: Business

CAREER/SEASON HIGHS

CAREER HIGH	CATEGORY	SEASON HIGH
18 at Milwaukee (1/8/21)	PTS	13 vs. Denver (11/15/2021)
6 vs. Denver (11/15/2021)	REB	6 vs. Denver (11/15/2021)
2-3x	AST	2 - twice
6 at Milwaukee (1/8/21)	FG	4 vs. Denver (11/15/2021)
13 at Milwaukee (1/8/21)	FGA	8 - twice
3 vs. Denver (11/15/2021)	3FG	3 vs. Denver (11/15/2021)
7 at Milwaukee (1/8/21)	3FGA	6 vs. Spalding (11/23/2021)
4 at Milwaukee (1/8/21)	FT	2 vs. Denver (11/15/2021)
6 at Milwaukee (1/8/21)	FTA	2 vs. Denver (11/15/2021)
3 vs. Spalding (11/23/2021)	STL	3 vs. Spalding (11/23/2021)
1-3x	BLK	1 vs. Chicago State (12/16/2021)
31 vs. Wright State (1/23/21)	MIN	28 vs. Spalding (11/23/2021)

GAME-BY-GAME

Opponent	MIN	FG	3FG	FT	O-D-T	PF	A	TO	B	S	PTS
Anderson*	21	0-3	0-2	2-2	0-2-2	3	1	0	0	0	2
at Butler	17	0-5	0-3	0-0	0-1-1	3	2	0	0	0	0
at Evansville	19	1-2	1-2	0-0	1-2-3	1	1	1	0	0	3
vs. Denver	27	4-8	3-5	2-2	0-6-6	1	1	0	0	0	13
vs. TAMUCC	21	1-6	1-4	0-0	2-0-2	2	0	1	0	0	3
at UTSA	21	3-5	2-3	0-0	0-4-4	2	1	0	0	0	8
Spalding*	28	2-8	1-6	0-0	0-3-3	2	2	1	0	3	5
Detroit Mercy	19	2-6	2-3	0-1	0-2-2	5	0	3	0	0	6
Oakland	did not play										
at Tenn. St.	2	0-3	0-1	0-0	1-0-1	0	0	0	0	0	0
Chicgao St.	19	0-5	0-4	0-0	0-1-1	2	0	1	1	0	0
Morehead St.	did not play										
at Wright St.	did not play										
UIC	did not play										
at Green Bay	did not play										
at Milwaukee	did not play										
at Ohio State	did not play										
Wright St.	did not play										
Northern Ky.	did not play										
East-West	did not play										
Y'town St.	did not play										
Robert Morris	did not play										
at Purdue FW	did not play										
at Cleveland St.	did not play										
at UIC											
at Robert Morris											
at Y'town St.											
Milwaukee											
Green Bay											
HL - 1st Rd.											
HL - 2nd Rd.											
HL Semis											
HL Finals											

* denotes starter

CAREER/SEASON HIGHS

CAREER HIGH	CATEGORY	SEASON HIGH
19 vs. East-West (1/31/22)	PTS	19 vs. East-West (1/31/22)
7 vs. Youngstown St. (2/3/22)	REB	7 vs. Youngstown St. (2/3/22)
6 - twice	AST	6 at Purdue Fort Wayne (2/10/22)
7 - twice	FG	7 - twice
15 - twice	FGA	15 - twice
2 at Milwaukee (1/15/22)	3FG	2 at Milwaukee (1/15/22)
3 - 3x	3FGA	3 - twice
7 vs. East-West (1/31/22)	FT	7 vs. East-West (1/31/22)
10 vs. East-West (1/31/22)	FTA	10 vs. East-West (1/31/22)
3 - 4x	STL	3 vs. Robert Morris (2/5/22)
---	BLK	---
37 - 4x	MIN	37 - 4x

GAME-BY-GAME

Opponent	MIN	FG	3FG	FT	O-D-T	PF	A	TO	B	S	PTS
Anderson*	17	2-7	0-1	0-0	0-1-1	1	4	1	0	1	4
at Butler	17	4-7	0-1	0-0	0-1-1	4	1	1	0	2	8
at Evansville	13	3-7	0-0	0-0	0-2-2	0	1	3	0	1	6
vs. Denver	20	0-5	0-2	0-0	1-1-2	4	4	6	0	1	0
vs. TAMUCC	4	0-1	0-1	0-2	0-0-0	2	0	5	0	0	0
at UTSA	19	3-4	0-0	0-2	0-1-1	1	4	3	0	1	6
Spalding	19	3-5	1-1	3-4	0-3-3	4	2	5	0	1	10
Detroit Mercy	13	0-4	0-0	2-2	0-1-1	0	4	0	0	0	2
Oakland	13	1-5	1-3	0-0	0-2-2	2	1	2	0	0	3
at Tenn. St.	16	3-3	1-1	0-1	0-0-0	1	1	3	0	0	7
Chicgao St.*	21	1-8	0-1	3-4	0-0-0	1	2	1	0	1	5
Morehead St.	35	5-11	0-0	1-1	2-2-4	3	3	5	0	0	11
at Wright St.	35	3-10	1-2	4-6	0-1-1	1	5	1	0	0	11
UIC	25	7-10	1-1	1-2	1-2-3	3	3	2	0	2	16
at Green Bay	14	0-1	0-0	0-0	0-1-1	2	1	4	0	0	0
at Milwaukee	18	3-5	2-2	1-2	0-0-0	0	1	1	0	0	9
at Ohio State	30	4-8	0-1	4-4	0-1-1	1	1	2	0	0	12
Wright St.	23	4-6	0-0	2-2	2-4-6	2	2	3	0	0	10
Northern Ky.*	31	4-9	1-1	2-2	1-3-4	2	1	6	0	2	11
East-West*	37	6-15	0-3	7-10	1-2-3	3	4	6	0	2	19
Y'town St.*	37	7-15	0-2	1-4	4-3-7	2	4	7	0	0	15
Robert Morris*	37	2-11	0-1	5-7	0-2-2	2	2	1	0	3	9
at Purdue FW*	37	3-11	0-1	0-1	0-2-2	4	6	7	0	0	6
at Cleveland St.*	33	3-14	0-2	0-0	1-0-1	1	1	5	0	0	6
at UIC											
at Robert Morris											
at Y'town St.											
Milwaukee											
Green Bay											
HL - 1st Rd.											
HL - 2nd Rd.											
HL Semis											
HL Finals											

* denotes starter

CAREER STATS

Season	GP-GS	MIN-Avg	FG	Pct.	3FG	Pct.	FT	Pct.
2020-21	14-4	255-18.2	27-71	.380	16-44	.364	8-15	.533
2021-22	9-1	174-19.3	13-48	.271	10-31	.323	2-3	.667
TOTALS	23-5	429-18.7	40-119	.336	26-75	.347	10-18	.556

REBOUNDS

Season	O-D-REB-AVG.	PF-DQ	AST	TO	BLK	STL	PTS-PPG
2020-21	5-30-35-2.5	26-0	5	14	2	3	78-5.6
2021-22	4-19-23-2.6	18-1	7	7	1	3	38-4.2
TOTALS	9-49-58-2.5	44-1	12	21	3	6	116-5.0


CAREER STATS

Season	GP-GS	MIN-Avg	FG	Pct.	3FG	Pct.	FT	Pct.
2020-21	18-1	235-13.1	16-56	.286	3-13	.231	16-25	.640
2021-22	23-7	548-23.8	69-175	.394	8-26	.308	36-56	.643
TOTALS	41-8	783-19.1	85-231	.368	11-39	.282	52-81	.642

REBOUNDS

Season	O-D-REB-AVG.	PF-DQ	AST	TO	BLK	STL	PTS-PPG
2020-21	8-17-25-1.4	27-0	24	22	0	13	51-2.8
2021-22	13-34-47-2.0	45-0	54	79	0	16	182-7.9
TOTALS	21-51-72-1.8	72-0	78	101	0	29	233-5.7

PLAYER BIOS



NATHANMcCLURE

Junior | Guard
6-4 | 175
Houston, Texas
Concordia Lutheran (State Fair C.C.)

Birthdate: Feb. 18, 2000 (age 21)
Major: General Studies

#5



MIKEDePERSIA

Junior | Guard
5-11 | 175
Cherry Hill, N.J.
Haddonfield Memorial

Birthdate: Apr. 30, 2000 (age 21)
Major: Finance

#10

CAREER/SEASON HIGHS

CAREER HIGH	CATEGORY	SEASON HIGH
17 at Purdue Fort Wayne (2/10/22)	PTS	17 at Purdue Fort Wayne (2/10/22)
14 vs. East-West (1/31/2022)	REB	14 vs. East-West (1/31/2022)
4 at Tennessee State (12/10/2021)	AST	4 at Tennessee State (12/10/2021)
6 at Purdue Fort Wayne (2/10/22)	FG	6 at Purdue Fort Wayne (2/10/22)
11 vs. East-West (1/31/2022)	FGA	11 vs. East-West (1/31/2022)
5 at Purdue Fort Wayne (2/10/22)	3FG	5 at Purdue Fort Wayne (2/10/22)
8 at Purdue Fort Wayne (2/10/22)	3FGA	8 at Purdue Fort Wayne (2/10/22)
8 at Youngstown State (2/20/21)	FT	6 at Milwaukee (1/15/22)
8 at Youngstown State (2/20/21)	FTA	6 at Milwaukee (1/15/22)
6 at Wright State (1/8/22)	STL	6 at Wright State (1/8/22)
1 - 7x	BLK	1 - 3x
40 - 3x	MIN	40 - 3x

GAME-BY-GAME

Opponent	MIN	FG	3FG	FT	O-D-T	PF	A	TO	B	S	PTS
Anderson	18	1-1	1-1	0-2	2-7-9	2	2	0	0	0	3
at Butler*	20	1-4	0-3	0-1	1-4-5	1	0	0	0	1	2
at Evansville*	29	2-6	1-3	0-0	0-3-3	3	1	0	0	0	5
vs. Denver*	24	3-7	1-4	0-0	2-3-5	3	0	0	0	1	7
vs. TAMUCC*	26	3-7	2-6	2-2	1-6-7	2	2	2	0	1	10
at UTSA*	22	2-4	1-3	0-0	1-1-2	2	0	0	0	1	5
Spalding*	27	2-6	0-3	1-2	2-5-7	1	1	0	0	0	5
Detroit Mercy*	12	0-2	0-1	0-0	0-2-2	2	0	1	0	0	0
Oakland*	20	1-1	0-0	0-0	0-2-2	4	0	2	0	0	2
at Tenn. St.	29	1-4	0-3	0-0	1-4-5	4	4	1	0	0	2
Chicgao St.	24	0-2	0-1	0-0	1-0-1	3	0	2	0	1	0
Morehead St.*	13	0-0	0-0	2-2	2-2-4	2	1	2	0	0	2
at Wright St.*	36	2-3	1-1	0-0	2-4-6	3	2	3	0	6	5
UIC*	37	4-6	1-3	0-0	2-4-6	3	0	4	0	2	9
at Green Bay*	40	3-7	2-4	0-0	2-2-4	3	3	0	1	1	8
at Milwaukee*	30	0-6	0-4	6-6	4-2-6	3	2	1	0	3	6
at Ohio State*	31	1-2	1-2	0-0	0-2-2	2	0	1	0	0	3
Wright St.*	23	0-2	0-1	0-0	0-2-2	2	2	3	0	2	0
Northern Ky.	did not play										
East-West*	36	5-11	2-6	2-4	5-9-14	1	3	3	0	1	14
Y'town St.*	38	1-4	1-4	0-0	2-8-10	3	0	3	1	1	3
Robert Morris*	40	2-8	1-4	0-0	2-3-5	3	5	1	1	1	5
at Purdue FW*	40	6-9	5-8	0-0	0-2-2	2	1	2	0	1	17
at Cleveland St.*	36	2-8	1-6	0-0	2-3-5	1	2	3	0	0	5
at UIC											
at Robert Morris											
at Y'town St.											
Milwaukee											
Green Bay											
HL - 1st Rd.											
HL - 2nd Rd.											
HL Semis											
HL Finals											

* denotes starter

CAREER STATS

Season	GP-GS	MIN-Avg	FG	Pct.	3FG	Pct.	FT	Pct.
2020-21	18-13	389-21.6	25-64	.391	13-38	.342	17-23	.739
2021-22	22-20	633-28.8	41-109	.376	20-70	.286	13-17	.765
TOTALS	40-33	1022-25.6	66-173	.382	33-108	.306	30-40	.750

REBOUNDS

Season	O-D-REB-AVG.	PF-DQ	AST	TO	BLK	STL	PTS-PPG
2020-21	24-29-53-2.9	37-0	17	19	4	14	80-4.4
2021-22	32-73-105-4.8	53-0	27	38	3	23	115-5.2
TOTALS	56-102-158-4.0	90-0	44	57	7	37	195-4.9

CAREER/SEASON HIGHS

CAREER HIGH	CATEGORY	SEASON HIGH
14 vs. East-West (1/31/2022)	PTS	14 vs. East-West (1/31/2022)
9 vs. UIC (2/13/21)	REB	6 - twice
14 vs. UIC (2/12/21)	AST	6 vs. Robert Morris (2/5/2022)
5 at Youngstown State (2/19/21)	FG	4 - twice
10 vs. Northern Kentucky (1/22/2022)	FGA	10 vs. Northern Kentucky (1/22/2022)
2 - 3x	3FG	2 - 3x
6 at Cleveland State (2/12/2022)	3FGA	6 at Cleveland State (2/12/2022)
6 vs. Wright State (1/10/20)	FT	5 vs. East-West (1/31/2022)
10 vs. Wright State (1/10/20)	FTA	6 vs. East-West (1/31/2022)
3 - 6x	STL	3 at Purdue Fort Wayne (2/10/22)
1 - 3x	BLK	1 at Cleveland State (2/12/2022)
39 vs. Northern Kentucky (1/22/2022)	MIN	39 vs. Northern Kentucky (1/22/2022)

GAME-BY-GAME

Opponent	MIN	FG	3FG	FT	O-D-T	PF	A	TO	B	S	PTS
Anderson*	17	2-3	0-0	2-3	0-1-1	1	2	1	0	1	6
at Butler	16	0-0	0-0	0-2	0-1-1	1	1	0	0	0	0
at Evansville	19	1-2	0-0	0-0	0-2-2	5	3	1	0	1	2
vs. Denver	17	1-4	1-3	1-2	0-2-2	1	3	1	0	0	4
vs. TAMUCC	23	2-4	2-4	1-2	0-3-3	2	2	1	0	0	7
at UTSA	did not play										
Spalding	did not play										
Detroit Mercy	22	2-4	1-3	0-0	0-0-0	1	3	3	0	1	5
Oakland	21	3-6	1-3	2-3	1-3-4	2	3	0	0	0	9
at Tenn. St.*	17	0-3	0-1	0-0	0-1-1	0	0	1	0	0	0
Chicgao St.	did not play										
Morehead St.	did not play										
at Wright St.	did not play										
UIC	26	1-4	0-0	1-2	0-1-1	2	3	1	0	2	3
at Green Bay*	17	1-3	1-2	0-0	2-2-4	1	5	0	0	0	3
at Milwaukee	31	2-3	2-2	2-2	0-4-4	2	3	1	0	0	8
at Ohio State*	34	3-8	2-4	1-1	1-5-6	4	2	2	0	1	9
Wright St.*	24	2-3	1-1	0-0	0-0-0	0	1	1	0	0	5
Northern Ky.*	39	4-10	1-3	1-1	2-4-6	3	5	3	0	2	10
East-West*	38	4-7	1-2	5-6	2-3-5	1	5	0	0	2	14
Y'town St.*	38	2-4	1-1	0-0	0-3-3	3	2	1	0	1	5
Robert Morris*	38	1-6	1-2	0-0	1-3-4	1	6	0	0	2	3
at Purdue FW*	35	2-5	1-3	0-0	1-2-3	3	5	3	0	3	5
at Cleveland St.*	34	1-8	0-6	3-3	0-3-3	1	3	2	1	0	5
at UIC											
at Robert Morris											
at Y'town St.											
Milwaukee											
Green Bay											
HL - 1st Rd.											
HL - 2nd Rd.											
HL Semis											
HL Finals											

* denotes starter


CAREER STATS

Season	GP-GS	MIN-Avg	FG	Pct.	3FG	Pct.	FT	Pct.
2019-20	32-10	701-21.9	28-82	.341	4-34	.118	22-41	.537
2020-21	18-18	536-29.8	32-72	.444	8-27	.296	18-28	.643
2021-22	18-10	487-27.1	32-84	.381	16-40	.400	17-24	.708
TOTALS	68-38	1724-25.4	92-238	.387	28-101	.277	57-93	.613

REBOUNDS

Season	O-D-REB-AVG.	PF-DQ	AST	TO	BLK	STL	PTS-PPG
2019-20	22-48-70-2.2	60-1	85	42	0	33	82-2.6
2020-21	10-51-61-3.4	48-2	71	19	2	22	90-5.0
2021-22	10-42-52-2.9	33-1	55	21	1	15	97-5.4
TOTALS	42-141-183-2.7	141-4	211	82	3	70	269-4.0

PLAYER BIOS



CHUKS ISITUA
(CHOOKS) (ee-see-TOO-uh)

Freshman | Forward/Center
6-11 | 220
Lagos, Nigeria
Jack Yates [Texas]

Birthdate: Nov. 7, 2001 (age 20)
Major: Organizational Leadership

#23

CAREER/SEASON HIGHS

CAREER HIGH	CATEGORY	SEASON HIGH
12 at Cleveland State (2/12/2022)	PTS	12 at Cleveland State (2/12/2022)
12 vs. Robert Morris (2/5/2022)	REB	12 vs. Robert Morris (2/5/2022)
1 - 5x	AST	1 - 5x
4 - twice	FG	4 - twice
8 vs. Robert Morris (2/5/2022)	FGA	8 vs. Robert Morris (2/5/2022)
---	3FG	---
---	3FGA	---
6 at Cleveland State (2/12/2022)	FT	6 at Cleveland State (2/12/2022)
8 at Cleveland State (2/12/2022)	FTA	8 at Cleveland State (2/12/2022)
2 - twice	STL	2 - twice
2 - 5x	BLK	2 - 5x
37 at Cleveland State (2/12/2022)	MIN	37 at Cleveland State (2/12/2022)

GAME-BY-GAME

Opponent	MIN	FG	3FG	FT	O-D-T	PF	A	TO	B	S	PTS
Anderson*	16	2-3	0-0	3-4	1-4-5	1	0	1	0	0	7
at Butler	18	1-1	0-0	2-2	0-0-0	2	0	2	2	0	4
at Evansville	13	1-2	0-0	0-2	0-1-1	1	0	2	0	0	2
vs. Denver	7	0-1	0-0	0-0	0-2-2	4	0	1	0	0	0
vs. TAMUCC	13	2-3	0-0	2-3	0-2-2	4	0	0	0	0	6
at UTSA	24	4-4	0-0	2-2	1-2-3	1	1	1	2	1	10
Spalding	16	1-2	0-0	3-4	1-1-2	4	1	3	1	0	5
Detroit Mercy	17	1-1	0-0	1-2	2-2-4	3	0	0	1	2	3
Oakland	19	2-5	0-0	0-0	0-3-3	5	0	1	0	0	4
at Tenn. St.*	16	0-1	0-0	2-2	2-0-2	2	1	1	1	0	2
Chicgao St.*	12	2-3	0-0	0-2	3-2-5	0	0	1	0	0	4
Morehead St.*	16	1-4	0-0	0-0	1-1-2	1	0	0	0	0	2
at Wright St.*	12	2-3	0-0	0-0	1-2-3	1	0	4	0	0	4
UIC	11	2-3	0-0	0-0	0-1-1	2	0	0	0	1	4
at Green Bay	13	0-1	0-0	0-0	0-0-0	4	0	1	0	0	0
at Milwaukee*	15	3-5	0-0	0-0	1-1-2	1	0	1	0	0	6
at Ohio State	23	4-5	0-0	0-3	1-3-4	3	0	3	0	2	8
Wright St.	15	2-2	0-0	1-3	0-2-2	5	0	2	0	0	5
Northern Ky.	23	1-5	0-0	0-0	1-3-4	2	1	0	0	0	2
East-West	18	1-3	0-0	0-2	1-6-7	2	0	2	1	1	2
Y'town St.*	26	3-3	0-0	2-3	1-2-3	4	0	1	2	1	8
Robert Morris*	31	3-8	0-0	0-1	5-7-12	3	0	0	2	1	6
at Purdue FW*	26	2-7	0-0	0-0	1-5-6	3	0	2	0	1	4
at Cleveland St.*	37	3-7	0-0	6-8	8-2-10	2	1	4	2	0	12
at UIC											
at Robert Morris											
at Y'town St.											
Milwaukee											
Green Bay											
HL - 1st Rd.											
HL - 2nd Rd.											
HL Semis											
HL Finals											

* denotes starter

CAREER STATS

Season	GP-GS	MIN-Avg	FG	Pct.	3FG	Pct.	FT	Pct.
2021-22	23-8	422-18.3	41-79	.519	0-0	.000	21-39	.538
TOTALS	23-8	422-18.3	41-79	.519	0-0	.000	21-39	.538

Season	O-D-REB-AVG.	PF-DQ	AST	TO	BLK	STL	PTS-PPG
2021-22	30-50-80-3.5	59-2	5	32	14	10	103-4.5
TOTALS	30-50-80-3.5	59-2	5	32	14	10	103-4.5



JONAH CARRASCO
(cuh-RASS-ko)

Senior | Forward
6-9 | 220
Wichita, Kan.
Wichita North (Otero J.C.)

Birthdate: Jan. 19, 1999 (age 23)
Major: General Studies

#24

CAREER/SEASON HIGHS

CAREER HIGH	CATEGORY	SEASON HIGH
13 vs. East-West (1/31/2022)	PTS	13 vs. East-West (1/31/2022)
10 vs. East-West (1/31/2022)	REB	10 vs. East-West (1/31/2022)
2 - twice	AST	2 - twice
5 vs. East-West (1/31/2022)	FG	5 vs. East-West (1/31/2022)
7 - 3x	FGA	7 - 3x
---	3FG	---
---	3FGA	---
3 - 3x	FT	3 - 3x
8 vs. East-West (1/31/2022)	FTA	8 vs. East-West (1/31/2022)
3 at Milwaukee (1/15/2022)	STL	3 at Milwaukee (1/15/2022)
7 vs. East-West (1/31/2022)	BLK	7 vs. East-West (1/31/2022)
35 vs. Northern Kentucky (1/22/2022)	MIN	35 vs. Northern Kentucky (1/22/2022)

GAME-BY-GAME

Opponent	MIN	FG	3FG	FT	O-D-T	PF	A	TO	B	S	PTS
Anderson	12	1-7	0-0	0-0	2-2-4	1	0	0	0	0	2
at Butler*	17	1-2	0-0	0-2	0-0-0	3	0	0	1	0	2
at Evansville*	13	3-4	0-0	1-1	0-1-1	2	0	0	0	0	7
vs. Denver*	17	0-1	0-0	0-0	3-3-6	2	0	3	0	0	0
vs. TAMUCC*	6	0-1	0-0	0-0	1-3-4	3	0	0	2	0	0
at UTSA*	15	1-2	0-0	1-2	4-3-7	1	0	0	0	0	3
Spalding*	19	4-5	0-0	0-1	4-2-6	2	0	1	2	0	8
Detroit Mercy*	19	1-3	0-0	3-4	0-2-2	2	1	0	0	0	5
Oakland*	17	0-1	0-0	2-2	0-3-3	1	0	1	0	0	2
at Tenn. St.	12	1-3	0-0	0-0	1-0-1	2	0	1	0	0	2
Chicgao St.	16	0-1	0-0	0-0	2-1-3	1	0	1	2	0	0
Morehead St.	22	0-3	0-0	2-4	3-2-5	4	0	0	1	0	2
at Wright St.*	22	2-4	0-0	1-2	1-2-3	4	0	1	0	1	5
UIC*	29	4-4	0-0	2-2	2-2-4	2	0	3	1	0	10
at Green Bay*	16	1-3	0-0	3-4	2-1-3	5	2	1	2	0	5
at Milwaukee*	25	3-7	0-0	1-3	2-2-4	2	1	1	1	3	7
at Ohio State*	13	0-0	0-0	1-2	1-0-1	3	0	0	0	0	1
Wright St.*	25	3-7	0-0	2-6	2-2-4	1	1	3	0	0	8
Northern Ky.*	35	2-6	0-0	0-1	1-4-5	2	0	4	2	1	4
East-West*	32	5-7	0-0	3-8	2-8-10	2	2	3	7	0	13
Y'town St.											
Robert Morris											
at Purdue FW											
at Cleveland St.											
at UIC											
at Robert Morris											
at Y'town St.											
Milwaukee											
Green Bay											
HL - 1st Rd.											
HL - 2nd Rd.											
HL Semis											
HL Finals											


* denotes starter

CAREER STATS

Season	GP-GS	MIN-Avg	FG	Pct.	3FG	Pct.	FT	Pct.
2020-21	14-0	50-3.6	2-4	.500	0-0	.000	0-1	.000
2021-22	19-16	369-19.4	31-64	.484	0-0	.000	22-44	.500
TOTALS	33-16	419-12.7	33-68	.485	0-0	.000	22-45	.489

Season	O-D-REB-AVG.	PF-DQ	AST	TO	BLK	STL	PTS-PPG
2020-21	2-3-5-0.4	10-0	0	6	3	1	4-0.3
2021-22	31-41-72-3.8	44-1	7	23	21	5	84-4.4
TOTALS	33-44-77-2.3	54-1	7	29	24	6	88-2.7

PLAYER BIOS



BOSTON STANTON III

#25

Freshman | Guard
6-5 | 190
Denver, Colorado
Denver East

Birthdate: Mar. 19, 2003 (age 18)
Major: Psychology



DIMITAR PANDEV

(DIM-ee-tar) (PAN-dev)

#33

Senior | Forward
6-10 | 225
Strumica, Macedonia
The Skill Factory (Clarendon College)

Birthdate: Oct. 9, 1997 (age 24)
Major: General Studies

CAREER/SEASON HIGHS

CAREER HIGH	CATEGORY	SEASON HIGH
10 - twice	PTS	10 - twice
5 vs. Denver (11/15/2021)	REB	5 vs. Denver (11/15/2021)
3 - 3x	AST	3 - 3x
4 vs. Robert Morris (2/5/2022)	FG	4 vs. Robert Morris (2/5/2022)
10 - twice	FGA	10 - twice
2 - 4x	3FG	2 - 4x
7 vs. Detroit Mercy (12/2/2021)	3FGA	7 vs. Detroit Mercy (12/2/2021)
2 - 4x	FT	2 - 4x
3 vs. Chicago State (12/16/2021)	FTA	3 vs. Chicago State (12/16/2021)
2 - twice	STL	2 - twice
1 - 3x	BLK	1 - 3x
32 - 3x	MIN	32 - 3x

GAME-BY-GAME

Opponent	MIN	FG	3FG	FT	O-D-T	PF	A	TO	B	S	PTS
Anderson	23	0-5	0-1	2-3	0-5-5	1	7	2	0	0	2
at Butler*	23	2-4	1-3	0-0	0-1-1	0	3	1	0	1	5
at Evansville*	21	1-6	1-4	0-0	0-3-3	1	1	2	0	0	3
vs. Denver*	18	1-5	0-2	0-2	0-5-5	1	3	2	0	0	2
vs. TAMUCC*	12	1-1	1-1	0-0	0-3-3	1	2	4	1	0	3
at UTSA*	28	2-7	1-2	0-0	0-3-3	2	3	4	0	0	5
Spalding*	26	2-8	2-6	2-2	0-0-0	2	2	3	0	0	8
Detroit Mercy*	19	2-9	2-7	0-0	0-0-0	0	0	2	0	0	6
Oakland*	26	1-8	0-3	0-1	1-0-1	1	0	3	0	0	2
at Tenn. St.*	18	2-5	1-2	0-0	0-3-3	1	0	2	0	0	5
Chicgao St.*	31	2-9	1-5	1-3	0-1-1	2	0	2	0	0	6
Morehead St.*	32	1-10	0-5	2-2	1-1-2	2	1	2	0	1	4
at Wright St.*	26	3-8	2-3	2-2	0-1-1	4	1	2	0	1	10
UIC*	23	3-4	1-1	0-0	0-3-3	0	1	2	0	2	7
at Green Bay*	28	1-5	1-4	1-2	0-3-3	3	2	2	0	1	4
at Milwaukee*	22	0-5	0-4	0-0	0-1-1	1	0	4	1	0	0
at Ohio State*	21	0-4	0-0	0-0	0-0-0	3	2	2	0	0	0
Wright St.*	31	1-10	0-4	2-2	0-1-1	3	1	1	0	2	4
Northern Ky.*	32	2-5	1-3	0-0	1-2-3	0	0	5	0	0	5
East-West	did not play										
Y'town St.	23	1-4	0-3	0-0	0-3-3	2	0	2	0	1	2
Robert Morris	24	4-9	1-3	1-1	1-3-4	2	1	1	0	0	10
at Purdue FW	32	2-6	2-5	0-0	0-4-4	1	0	4	0	0	6
at Cleveland St.	25	0-3	0-1	0-0	0-4-4	0	1	7	1	1	0
at UIC											
at Robert Morris											
at Y'town St.											
Milwaukee											
Green Bay											
HL - 1st Rd.											
HL - 2nd Rd.											
HL Semis											
HL Finals											

* denotes starter

CAREER STATS

Season	GP-GS	MIN-Avg	FG	Pct.	3FG	Pct.	FT	Pct.
2021-22	22-18	543-24.7	34-135	.252	18-71	.254	11-17	.647
TOTALS	22-18	543-24.7	34-135	.252	18-71	.254	11-17	.647

REBOUNDS

Season	O-D-REB-AVG.	PF-DQ	AST	TO	BLK	STL	PTS-PPG
2021-22	4-45-49-2.2	34-0	24	59	3	10	97-4.4
TOTALS	4-45-49-2.2	34-0	24	59	3	10	97-4.4

CAREER/SEASON HIGHS

CAREER HIGH	CATEGORY	SEASON HIGH
11 vs. Morehead State (12/21/2021)	PTS	11 vs. Morehead State (12/21/2021)
6 vs. Cleveland State (1/1/21)	REB	5 at Tennessee State (12/10/2021)
3 vs. Cleveland State (1/1/21)	AST	2 - twice
3 - 3x	FG	3 - 3x
7 vs. Tennessee State (12/12/20)	FGA	5 vs. Spalding (11/23/2021)
2 vs. Morehead State (12/21/2021)	3FG	2 vs. Morehead State (12/21/2021)
3 - twice	3FGA	3 vs. Spalding (11/23/2021)
3 vs. Morehead State (12/21/2021)	FT	3 vs. Morehead State (12/21/2021)
6 vs. Morehead State (12/21/2021)	FTA	6 vs. Morehead State (12/21/2021)
1 - twice	STL	1 vs. Spalding (11/23/2021)
1 - twice	BLK	1 at Tennessee State (12/10/2021)
18 vs. Morehead State (12/21/2021)	MIN	18 vs. Morehead State (12/21/2021)

GAME-BY-GAME

Opponent	MIN	FG	3FG	FT	O-D-T	PF	A	TO	B	S	PTS
Anderson	11	2-2	0-0	0-0	2-5-7	2	0	1	0	0	4
at Butler	3	1-1	0-0	0-0	0-0-0	0	0	0	0	0	2
at Evansville	4	0-1	0-0	0-0	0-1-1	0	0	0	0	0	0
vs. Denver	4	0-0	0-0	0-0	0-0-0	0	0	1	0	0	0
vs. TAMUCC	12	1-2	0-0	0-0	0-2-2	0	0	0	0	0	2
at UTSA	1	1-1	0-0	0-0	0-0-0	1	0	0	0	0	2
Spalding	16	3-5	1-3	0-0	1-3-4	0	2	1	0	1	7
Detroit Mercy	4	0-1	0-1	0-0	2-1-3	1	0	2	0	0	0
Oakland	4	0-1	0-0	0-0	1-2-3	1	0	2	0	0	0
at Tenn. St.	13	3-4	0-0	2-3	1-4-5	0	0	1	1	0	8
Chicgao St.	5	0-1	0-0	0-0	0-1-1	0	0	0	0	0	0
Morehead St.	18	3-3	2-2	3-6	1-2-3	4	0	0	0	0	11
at Wright St.	11	0-3	0-1	0-0	1-1-2	1	0	2	0	0	0
UIC	did not play										
at Green Bay	4	0-2	0-1	0-0	0-0-0	0	0	0	0	0	0
at Milwaukee	7	1-2	1-1	1-2	0-0-0	0	1	0	0	0	4
at Ohio State	11	0-1	0-1	0-0	1-0-1	1	2	1	0	0	0
Wright St.	12	2-4	0-2	2-2	1-2-3	1	1	0	0	0	6
Northern Ky.	did not play										
East-West	did not play										
Y'town St.	did not play										
Robert Morris	did not play										
at Purdue FW	did not play										
at Cleveland St.	did not play										
at UIC											
at Robert Morris											
at Y'town St.											
Milwaukee											
Green Bay											
HL - 1st Rd.											
HL - 2nd Rd.											
HL Semis											
HL Finals											

* denotes starter


CAREER STATS

Season	GP-GS	MIN-Avg	FG	Pct.	3FG	Pct.	FT	Pct.
2020-21	7-3	60-8.6	4-17	.235	2-8	.250	1-3	.333
2021-22	16-0	129-8.1	15-32	.469	4-12	.333	8-13	.615
TOTALS	23-3	189-8.2	19-49	.388	6-20	.300	9-16	.563

REBOUNDS

Season	O-D-REB-AVG.	PF-DQ	AST	TO	BLK	STL	PTS-PPG
2020-21	5-8-13-1.9	5-0	4	4	1	1	11-1.6
2021-22	9-19-28-1.8	10-0	6	10	1	1	42-2.6
TOTALS	14-27-41-1.8	15-0	10	14	2	2	53-2.3

2021-2022 REDSHIRTS



ZACH GUNN

Grad Student | Forward
6-6 | 210
Fishers, Ind.
Hamilton Southeastern (Ball State)

#15

Birthdate: Nov. 6, 1998 (age 23)
Major: Organizational Leadership MS

CAREER/SEASON HIGHS

CAREER HIGH	CATEGORY	SEASON HIGH
17 vs. Tiffin (11/27/18)	PTS	
9 at Buffalo (1/29/19)	REB	
4 vs. Toledo (2/17/18)	AST	
5 - 3x	FG	
13 vs. Kent State (3/8/18)	FGA	
5 vs. Kent State (3/8/18)	3FG	
11 vs. Kent State (3/8/18)	3FGA	
5 - twice	FT	
6 - twice	FTA	
1 - 11x	STL	
3 at Bucknell (11/22/17)	BLK	
28 vs. Kent State (2/2/19)	MIN	

CAREER STATS

Season	GP-GS	MIN-Avg	FG	Pct.	3FG	Pct.	FT	Pct.
2017-18*	25-0	359-14.4	40-110	.364	23-72	.319	21-27	.778
2018-19*	27-0	386-14.3	44-110	.400	34-95	.358	23-28	.821
2019-20*	Did not play - redshirted							
2020-21*	17-3	176-10.4	20-46	.435	14-35	.400	4-5	.800
TOTALS	0-0	0-0.0	0-0	.000	0-0	.000	0-0	.000

REBOUNDS

Season	O-D-REB-AVG.	PF-DQ	AST	TO	BLK	STL	PTS-PPG
2017-18*	12-58-70-2.8	53-3	18	24	9	5	124-5.0
2018-19*	10-67-77-2.9	50-3	11	9	2	4	145-5.4
2019-20*	Did not play - redshirted						
2020-21*	7-30-37-2.2	30-1	7	6	2	2	58-3.4
TOTALS	0-0-0-0.0	0-0	0	0	0	0	0-0.0

*at Ball State | TOTALS only reflect IUPUI totals




KALEB EDWARDS

Freshman | Guard
6-3 | 175
Fishers, Ind.
Guerin Catholic

#11

Birthdate: May 22, 2003 (age 18)
Major: Business



DEREK PETERSEN

R-Freshman | Guard
6-2 | 175
Greenwood, Ind.
Greenwood Christian (Hope College)

#20

Birthdate: May 21, 2001 (age 20)
Major: Computer Engineering

2022-2023 SIGNEES



KHARYE CAYNE

Junior | Forward
6-10
Raleigh, N.C.
USC Salkehatchie

QUICK NOTES

- ♦ Averaged 7.6 points, 8.8 rebounds and 4.5 blocked shots per game as a red-shirt freshman at USC Salkehatchie while shooting 61 percent from the floor and 46 percent from three-point range
- ♦ Was invited to the All-American JUCO Showcase in July 2021
- ♦ Redshirted as a true freshman at Hutchinson J.C. in 2019-20



COOPER DEWITT

Junior | Guard
6-6
Pasco, Wash.
North Idaho College

QUICK NOTES

- ♦ Averaged 8.8 points, 4.5 rebounds and 4.3 assists per game as a freshman at North Idaho College while shooting 50 percent overall and 41.2 percent from three in 2020-21
- ♦ Named Mid-Columbia Conference Player of the Year and Defensive Player of the Year as a senior at Chiawana (Wash.) High School after averaging 14 points and 6 assists per game




DAYLAN HAMILTON

Junior | Guard
6-3
Houston, Texas
Triton College

QUICK NOTES

- ♦ Played the 2020-21 season at Western Michigan where he averaged 3.0 points and 0.9 rebounds per game in 15 appearances
- ♦ Averaged 26 points per game as a senior at Klein Forest (Texas) High School, earning Texas Association of Basketball Coaches' Class 6A First Team All-State honors
- ♦ Named the District 15-6A Most Valuable Player and All-Region honoree



AMHAD JARRARD

Freshman | Guard
6-5
Indianapolis, Ind.
Mt. Vernon H.S.

QUICK NOTES

- ♦ 2021 Hancock County Player of the Year and two-time Hoosier Heritage Conference honoree
- ♦ Was an honorable mention underclass All-State selection
- ♦ Averaged 12.9 points, 3.5 rebounds and 2.6 assists per game as a junior while shooting 55 percent from the floor
- ♦ Averaged 10.7 points, 4.7 rebounds and 3.4 assists per game his sophomore season



ARMON JARRARD

Freshman | Guard
6-3
Indianapolis, Ind.
Mt. Vernon H.S.

QUICK NOTES

- ♦ Named First Team All-Hancock County as a junior and underclass All-State
- ♦ Averaged 12.8 points, 4.0 rebounds, 2.3 assists and 2.2 steals per game as a junior while knocking down 42 percent from three-point range
- ♦ He and his twin brother helped Mt. Vernon to a 17-7 mark as juniors and a sectional title

LAST FOUR BOX SCORES

GAME #20 ♦ YOUNGSTOWN STATE 61, IUPUI 55 (INDIANAPOLIS - INDIANA FARMERS COLISEUM)

IUPUI - 37		Record: 1-15															
NO. Name		Min	FG		3P	FT	Rebounds			Fouls	TP	AS	TO	ST	Blocks	+/-	Shooting By Period
			M-A	M-A	M-A	O	R	TOT	FF	F	BS	B	O	B			
24 Jonah Carrasco	F	13:22	0-0	0-0	1-2	1	0	1	3	1	0	0	0	0	0	-13	1 st FG% 9:19 47.4%
00 B.J. Maxwell	G	26:43	1-8	0-4	2-2	0	1	1	4	1	0	2	0	0	0	-28	3PT% 2:5 40.0%
5 Nathan McClure	G	31:06	1-2	1-2	0	0	2	2	2	0	3	0	1	0	0	-32	FT% 4:7 57.1%
10 Mike DePersia	G	34:44	3-8	2-4	1-1	1	5	6	4	4	9	2	2	1	0	-44	2 nd FG% 4:21 19.0%
25 Boston Stanton III	G	21:37	0-4	0-1	0	0	0	0	3	0	0	2	2	0	0	-26	3PT% 1:8 12.5%
4 Bakari LaStrap		29:57	4-8	0-1	4-4	0	1	1	1	5	12	1	2	0	0	-31	FT% 4:5 80%
12 Azariah Seay		10:06	0-4	0-1	0-0	0	1	1	0	0	1	2	0	0	0	-7	GM FG% 13:40 32.5%
23 Chuks Isitua		22:10	4-5	0-0	0-3	1	3	4	3	2	8	0	3	2	0	-31	3PT% 13:3 23.1%
33 Dimitar Pandev		10:15	0-1	0-1	0-0	1	0	1	0	0	2	1	0	0	0	-18	FT% 8:12 66.7%
Team						2	0	2		0		6					Dead Ball Rebounds: 5, 0
Totals			13-40	3-13	8-12	6	13	19	21	13	37	8	21	3	0	5	-46

Technical Fouls::NONE

Ohio State - 83				Record: 12-4															
NO.	Name	F	G	FG		FT	Rebounds		Fouls		TP	AS	TO	ST	Blocks		+/-	Shooting By Period	
				Min	M-A		OR	DR	PF	FD					BS	BA			
10	Justin Ahrens	F		22:56	1-5	1-5	0-0	1	2	3	1	0	3	1	2	0	0	17	1 st FTG% 12:25 48.0%
23	Zed Key	F		18:39	3-5	0-0	3-4	2	2	4	2	4	0	0	3	0	27	3 rd FTG% 4:12 33.3%	
32	E.J. Liddell	F		25:29	4-7	1-2	4-5	4	6	10	1	5	13	3	2	0	0	26	FT% 9:10 90%
22	Malaki Branham	G		18:20	3-7	1-4	0-0	0	0	0	2	1	7	2	1	1	0	21	2 nd FTG% 16:24 66.7%
55	Jamari Wheeler	G		20:20	1-2	1-2	0-0	0	0	0	1	3	0	1	2	0	0	16	3 rd FT% 7:11 63.6%
25	Kyle Young	F		18:06	4-5	1-2	0-0	0	1	1	1	2	9	2	0	1	0	14	FT% 7:9 77.8%
50	Joey Brunk	F		13:23	1-2	0-0	2-2	0	3	3	1	4	0	0	1	0	1	15	GM FG% 28:49 57.1%
2	Cedric Russell	F		21:40	4-7	4-5	0-0	0	0	0	0	12	1	0	1	0	0	25	3PT% 11:23 47.8%
1	Jimmy Sotos	F		19:40	2-2	1-1	2-2	0	2	2	4	3	7	9	0	0	1	30	FT% 16:19 84.2%
3	Eugene Brown III	F		17:04	4-6	1-2	5-6	1	3	4	0	4	14	0	0	0	0	29	
42	Harrison Hooklin	F		04:23	1-1	0-0	0	0	0	0	0	2	1	0	1	0	0	10	Dead Ball Rebounds: 3.0
Team								0	1	1		0		1					
Totals				26:49	11-23	16-19	8	20	28	13	21	83	19	8	6	5	0	46	

Technical Fouls::NONE

	IUP	OSU	Points from Turnovers	IUP	OSU	Period by Period Scoring			
Biggest lead	0 (1 st 20:00)	46 (2 nd 0:20)	Point	6	31		1st	2nd	TOT
Best Scoring Run	5 (1 st 13:58)	19 (2 nd 0:20)	Second Chance	14	32	IUP	24	13	37
Lead Changes		0	Fast Breaks	4	15	OSU	37	46	83
Times Tied		0	Bench	2	0				
Time with Lead	00:00	39:08		20	48				

GAME #22 ♦ PURDUE FORT WAYNE 72, IUPUI 57 (FORT WAYNE, IND. - MEMORIAL COLISEUM)

UPUI - 57		Record: 2-20 (3-11)																
NO. Name		Min	FG	3P	FT	Rebounds	Fouls	TP	AS	TO	ST	Blocks	+					
			M	M	M	O	R	T				BS	B					
23 Chuks Isitua	F	26:07	2-7	0-0	0	1	5	6	3	1	4	0	2	1	0	-12	1 st FG% 11-31 35.5%	
00 B.J. Maxwell	G	29:25	7-14	1-6	4-5	1	3	4	5	19	1	0	1	0	0	-9	3PT% 4-12 33.3%	
4 Bakari LaStrap	G	37:11	3-11	0-1	0-1	0	2	2	4	6	6	7	0	0	0	-13	FT% 2-3 66.7%	
5 Nathan McCulre	G	40:00	6-9	5-8	0	2	2	2	1	17	1	2	1	0	0	-15	3PT% 5-11 45.5%	
10 Mike DePersia	G	35:54	2-5	1-3	0	1	2	3	3	0	5	3	3	0	1	-10	FT% 2-3 66.7%	
25 Boston Stanton III	F	31:23	2-6	2-5	0	0	4	1	4	6	0	4	0	0	0	-16	GM FG% 22-52 42.3%	
Team						1	0	1		0	1					3PT% 9-23 39.1%		
Totals			22-52	9-23	4-6	4	18	22	18	15	57	13	6	0	2	-15	FT% 4-6 66.7%	
Total Rebounds: 57 Total Fouls: 57 Technical Fouls: NONE																		
Dead Ball Rebounds: 6																		

Purdue Fort Wayne - 72		Record: 14-10 (3-6)															
NO. Name	Min	FG M-A	3P M-A	FT M-A	Rebounds			Fouls		TP	AS	ST	Blocks		+/-		
					OR	DR	TOT	PF	FO				BS	BA			
0 Bobby Planutis	F 23:08	3-9	2-7	0-0	5	5	1	0	8	0	1	0	0	0	0	14	1st FG% 9-21 42.9%
1 Ra Kpedi	F 24:01	9-13	0-0	2-3	2	3	5	1	2	8	1	3	3	0	0	11	3PT% 3-9 33.3%
3 Jarred Godfrey	G 28:09	9-13	5-8	0-0	2	3	5	1	2	1	1	3	3	0	0	15	FG% 12-15 80%
2 Damian Chong Qui	G 29:38	2-7	0-1	0-0	0	0	2	0	0	1	3	3	0	0	0	15	2nd FG% 15-25 60%
30 Jason Phipps	G 31:19	3-7	0-0	7-8	1	6	7	0	7	13	2	3	0	0	0	12	3PT% 6-16 37.5%
44 Cameron Benford	06:58	0-1	0-1	0-0	2	0	2	2	0	0	1	1	0	0	0	-6	FT% 3-3 100%
15 Deonte Billups	25:24	3-11	2-7	4-5	3	3	6	1	2	12	2	0	2	0	0	7	GM FG% 24-56 42.9%
10 JoJo Peterson	19:20	1-4	0-1	0-0	3	1	4	1	1	2	2	1	2	2	0	2	3PT% 9-25 36%
4 Jarnath DeJurnett	08:51	1-1	0-0	1-1	1	2	3	2	2	3	0	1	1	0	0	12	FT% 15-18 83.3%
5 Jarvis Walker	03:12	0-0	0-0	0-0	0	0	0	2	0	0	0	0	0	1	0	0	Dead Ball Rebounds: 5
Team					1	1	2				0	0	0	0			
Totals		24-56	9-25	15-18	11	26	37	15	18	72	9	16	12	2	0	15	

Technical Fouls::NONE

	IUPUI	PFW							
Biggest lead	1 (1 st 16:01)	22 (2 nd 3:08)	Points from Turnovers	IUPUI	PFW	Period by Period Scoring			
Best Scoring Run	7 (2 nd 0:41)	8 (1 st 9:48)	Paint	14	32	1st	2nd	TOT	
Lead Changes	2		Second Chance	3	19	IUPUI	28	29	57
Times Tied	1		Fast Breaks	6	8				
Time with Lead	00:19	39:08	Bench	6	17	PFW	33	39	72

GAME #21 • ROBERT MORRIS 66, IUPUI 49 (INDIANAPOLIS - INDIANA FARMERS COLISEUM)

NO. NAME		Min	FG M-A	3P M-A	FT M-A	Rebounds OR DR TT	Fouls PF FD	TP	AS	TO	ST	Blocks BS BA	+/-
2	Kahlief Spear	F 32:31	6-11	0-0	5-6	4 7 11	2 3	17	3	1	1	1	2 10
11	Jaron Williams	F 28:38	2-8	1-4	3-4	0 4 4	2 2	8	3	1	0	0 2	18
21	Matt Mayers	F 20:56	3-4	1-1	2-3	0 2 4	0	9	0	1	0	1 0	19
1	Michael Green III	G 33:21	2-5	1-5	2-2	0 4 4	2 3	7	2	3	0	0 0	27
5	Enoch Cheeks	G 34:21	5-7	2-3	2-2	2 6 8	2 3	14	1	4	0	2 0	17
0	Kam Farris	21:08	1-6	1-3	0-0	0 0 0	4 0	3	1	0	0	0 0	-8
23	Brandon Stone	05:07	0-1	0-0	0-0	0 2 2	0 0	0	0	0	2	0 3	3
35	Justin Winston	19:17	2-4	1-2	3-3	0 4 4	1 2	8	1	0	0	0 0	6
23	Chase Cook	04:41	0-0	0-0	0-0	0 0 0	1 0	0	0	1	0	0 0	-7
Team						0 0 0	0	0	1	1	2		
Totals			21-47	7-18	17-20	8 29 37	14 15	66	11	12	2	6	4 17

Shooting By Period

1 st FG%	11:25	44.0%
3PT%	4:10	40.0%
FT%	2:3	66.7%
2 nd FG%	10:22	45.5%
3PT%	3-8	37.5%
FT%	15:17	88.2%
GM FG%	21:47	44.7%
3PT%	7-18	38.9%
FT%	17:20	85.0%

Dead Ball Rebounds: 1, 0

Dead Ball Rebounds: 1, 0

UPUI - 49			REG: 2-19 (F-T)														
No.	Name	Min	MA	MA	MA	Fouls PP FT	Rebounds OR DR TOT	TP	AS	TO	ST	Blocks BS BA	+/-				
20	Chuk Chuiats	F 31:53	3-8	0-0	1-1	5	7	12	2	4	6	0	1	2	-14		
33	J.Bj Maxwell	G 30:29	6-17	4-10	3-3	2	2	2	2	2	16	2	2	0	-13		
4	Bakari LaStrap	G 37:02	2-11	0-1	5-7	0	2	2	2	7	9	2	1	3	0	-17	
5	Nathan McClure	G 39:39	2-8	1-4	0-0	2	3	5	3	2	5	3	5	1	1	-17	
10	Mike DePersia	G 37:02	1-6	1-2	0-0	1	3	4	1	0	3	6	0	2	0	-23	
25	Boston Stanton III	23:55	4-9	1-3	1-1	1	3	4	2	1	10	1	1	0	0	-1	
Total						4	1	5			49	4	10				
Totals				18-59	4-14	9-12	14	20	34	15	14	49	14	10	7	4	-17

Shooting By Period

1 st FG%	11-32	34.4%
3PT%	2-8	25.0%
FT%	3-7	75%
2 nd FG%	7-27	25.9%
3PT%	2-6	33.3%
FT%	6-8	75%
GM FG%	18-59	30.5%
3PT%	4-14	28.6%
FT%	9-12	75.0%

Dead Ball Rebounds: 1, 0

	RMU	IUPI	Points from	RMU	IUPI	Period by Period Scoring			
Biggest lead	17 (2 nd 0:43)	0 (1 st 20:00)	Turnovers	8	9				
Best Scoring Run	10(2 nd 15:10)	10(1 st 8:47)	Paint	24	22		1st	2nd	TOT
Lead Changes	0		Second Chance	10	6	RMU	28	38	66
Times Tied	0		Fast Breaks	4	5				
Time with Lead	39:39	00:00	Bench	11	10	IUPI	27	22	49

GAME #23 • IUPUI 75, EAST-WEST 59 (INDIANAPOLIS - THE JUNGLE)

UPUI - 45

Record: 2-21 (F-T)

NO.	Name	Min	FG M-A	3P M-A	FT M-A	Rebounds OR DR TO	Fouls PF F	TP	AS	TO	ST	Blocks BS BA	+/-	Shooting By Period				
23	Chuks Isitua	F 36:17	3-7	0-0	6-8	8	2	2	5	12	1	4	0	2	0	-33	1st FG% 6-27 22.2%	
00	B.J. Maxwell	G 34:43	6-15	2-7	3-4	4	7	11	4	3	17	2	3	2	1	-28	3PT% 1-9 11.1%	
4	Bakari LaStrap	G 32:42	3-14	0-2	0-0	1	0	1	1	6	1	5	0	0	0	-34	FT% 4-5 80%	
5	Nathan McCure	G 36:25	2-8	1-6	0-0	2	3	5	1	2	5	3	0	0	0	-35	2nd FG% 9-28 32.1%	
10	Mike DePersia	G 34:12	1-8	0-6	3-3	0	3	3	1	5	3	2	0	1	0	-40	3PT% 2-13 15.4%	
25	Boston Stanton III	25:41	0-3	0-1	0-0	0	4	4	0	0	1	7	1	1	0	-20	FT% 8-10 80%	
Team						3	2	5		0	1						GM FG% 15-55 27.3%	
Totals			15-55	3-22	12-15	18	21	39	9	14	45	10	24	4	6	1	-38	3PT% 3-22 13.6%
																Technical Fouls: NONE		Dead Ball Rebounds: 2

Cleveland SL - 83			Record: 17-6 (13-3)														
NO.	Name	Min	FG M-A	3P M-A	FT M-A	Rebounds OR DR	Fouls PF FD	TP	AS	TO	ST	Blocks BS	+/-	Shooting By Period			
35	Deante Johnson	F 17:02	2-3	0-0	4-4	1 3 4	0 2	8	1	0	1	0	31	1 st FG%	19-34	55.9%	
5	Tre Gomillion	G 17:08	2-4	0-0	2-4	0 2 2	3	6	5	1	4	0	24	3PT%	5-9	55.6%	
22	Deshon Parker	G 20:34	1-3	0-0	0-0	1 0 1	1	2	2	4	1	3	20	FT%	3-4	75%	
24	Torrey Patton	G 22:36	7-14	2-3	1-2	3 3 6	1 1	17	3	1	0	2	34	2 nd FG%	12-35	34.3%	
55	D'Moi Hodge	G 23:07	8-11	2-2	1-2	2 3 5	1 2	19	2	0	5	0	39	3PT%	7-18	38.9%	
2	Yahel Hira	17:19	3-7	2-4	0-0	2 2 0	0	8	1	1	1	1	18	FT%	6-10	60%	
0	Nathanael Jack	15:53	1-6	1-5	0-0	2 2 2	1 0	3	2	1	0	0	4	GM FG%	31-69	44.9%	
15	Anderson Mirambeaux	08:24	0-1	0-0	0-0	2 2 4	4 0	0	3	1	0	0	5	3PT%	12-27	44.4%	
23	Broc Finstein	17:24	4-6	2-2	0-0	3 4 7	2 1	10	0	0	1	0	11	FT%	9-14	64.3%	
11	Jayson Woodrich	15:10	2-2	2-2	0 1 0	1 0 1	0 0	6	0	0	0	0	18	Dead Ball Rebounds: 4 0			
50	Mabor Majak	08:39	0-2	0-0	0 0 0	1 0 1	0 0	0	2	0	0	0	4				
31	Ben Sternberg	05:27	0-4	0-0	1-2	0 0 0	0 1	1	0	0	0	0	2				
20	Chris Greene	07:49	0-2	0-0	0-0	1 2 1	0 0	0	1	2	0	0	0				
20	Aria Eskandari	03:28	1-4	1-4	0-0	0 0 0	0 0	3	0	1	0	0	-7				
Team						3 1 4		0	0	0							
Totals			31-69	12-27	9-14	18 23 41	14 9	83	24 9	15	1	6	38				

Dead Ball Rebounds: 4, 0

Technical Fouls::NONE

	IUP	CSU		Points from	IUP	CSU	Period by Period Scoring			
Biggest lead	0 (1 st 20:00)	49 (2 nd 8:48)		Turnovers	8	33		1st	2nd	TOT
Best Scoring Run	7 (2 nd 6:12)	14 (2 nd 14:18)		Paint	24	34				
Lead Changes	0			Second Chance	11	14	IUP	17	28	45
Times Tied	0			Fast Breaks	9	18				
Time with Lead	00:00	39:10		Bench	0	31	CSU	46	37	83